


STATE OF NEW YORK
HUDSON RIVER-BLACK RIVER REGULATING DISTRICT
STILLWATER RESERVOIR / BLACK RIVER REGULATION

Monthly Report for: August 2024

Day	Stillwater Reservoir Elevation Average Daily	Stillwater Reservoir Elevation Midnight	Stillwater Reservoir Net Inflow cfs	Stillwater Reservoir Release cfs	Black River at Boonville cfs	Beaver River at Croghan cfs	Regulated Black River at Watertown cfs
1	1678.96	1679.01	356	700	405	871	2910
2	1678.83	1678.90	263	700	383	891	2880
3	1678.69	1678.76	201	700	466	816	2700
4	1678.52	1678.60	201	700	455	824	2680
5	1678.36	1678.44	201	700	379	796	2570
6	1678.21	1678.28	201	700	329	824	2330
7	1678.03	1678.12	113	700	302	691	2310
8	1677.84	1677.93	434	888	326	921	2150
9	1677.90	1677.78	2228	1000	1290	1300	3410
10	1678.33	1678.18	1749	1000	3250	2750	11400
11	1678.41	1678.42	1000	1000	1830	2210	11500
12	1678.39	1678.42	813	1000	1190	1580	12300
13	1678.30	1678.36	657	1000	1070	1450	11800
14	1678.16	1678.25	469	1000	921	1230	10400
15	1677.99	1678.08	447	1000	810	1200	8730
16	1677.80	1677.90	394	1000	613	1150	6970
17	1677.61	1677.70	394	1000	486	1150	5580
18	1677.40	1677.50	485	1000	494	1090	4500
19	1677.33	1677.33	1061	1000	1840	1480	5240
20	1677.33	1677.35	818	1000	2400	2820	9980
21	1677.23	1677.29	667	1000	1410	2080	10900
22	1677.10	1677.18	546	1000	1060	1550	10500
23	1676.93	1677.03	438	1000	789	1360	8930
24	1676.74	1676.84	412	1000	606	1270	7120
25	1676.54	1676.64	382	1000	495	1170	5520
26	1676.32	1676.43	353	1000	427	1120	4220
27	1676.08	1676.21	239	1000	383	1090	3590
28	1675.84	1675.95	342	1000	346	1090	3200
29	1675.60	1675.72	314	1000	331	1060	2930
30	1675.36	1675.48	207	750	319	1040	2840
31	1675.23	1675.29	186	500	307	789	2560
AVERAGE			534	904	830	1280	5960

CHANGE IN STORAGE DURING THE MONTH


 CHIEF ENGINEER


STATE OF NEW YORK
HUDSON RIVER-BLACK RIVER REGULATING DISTRICT
SIXTH LAKE RESERVOIR REGULATION

Monthly Report for: August, 2024

Day	Reservoir Elevation Average Daily	Reservoir Elevation Midnight	Net Reservoir Inflow cfs	Gate Opening (ft)		Reservoir Release (cfs)
				Gate A	Gate B	
1	1786.17	1786.16	15	0.25	0.00	15
2	1786.17	1786.17	15	0.25	0.00	15
3	1786.18	1786.17	15	0.25	0.00	15
4	1786.17	1786.18	15	0.25	0.00	15
5	1786.16	1786.16	15	0.25	0.00	15
6	1786.15	1786.15	15	0.25	0.00	15
7	1786.12	1786.13	15	0.25	0.00	15
8	1786.10	1786.10	15	0.25	0.00	15
9	1786.17	1786.12	129	2.00	2.00	129
10	1786.11	1786.20	210	2.00	2.00	210
11	1785.93	1785.99	92	0.17	0.17	92
12	1786.01	1785.98	17	0.17	0.17	17
13	1786.04	1786.03	22	0.17	0.17	22
14	1786.06	1786.04	22	0.17	0.17	22
15	1786.06	1786.06	22	0.17	0.17	22
16	1786.05	1786.06	22	0.17	0.17	22
17	1786.05	1786.05	22	0.17	0.17	22
18	1786.04	1786.04	22	0.17	0.17	22
19	1786.11	1786.07	22	0.17	0.17	22
20	1786.20	1786.18	22	0.17	0.17	22
21	1786.23	1786.23	31	0.33	0.33	31
22	1786.22	1786.23	38	0.33	0.33	38
23	1786.18	1786.20	38	0.33	0.33	38
24	1786.14	1786.16	38	0.33	0.33	38
25	1786.11	1786.12	38	0.33	0.33	38
26	1786.06	1786.08	38	0.33	0.33	38
27	1786.00	1786.03	38	0.33	0.33	38
28	1785.96	1785.97	22	0.17	0.00	22
29	1785.95	1785.95	10	0.17	0.00	10
30	1785.94	1785.94	10	0.17	0.00	10
31	1785.93	1785.93	10	0.17	0.00	10

AVERAGE 34 34

CHANGE IN STORAGE DURING THE MONTH -0.005 B.C.F



 CHIEF ENGINEER


STATE OF NEW YORK
HUDSON RIVER-BLACK RIVER REGULATING DISTRICT
OLD FORGE RESERVOIR REGULATION

Monthly Report for: August, 2024

Day	Reservoir Elevation Average Daily	Reservoir Elevation Midnight	Net Reservoir Inflow cfs	Gate Opening (ft)		Reservoir Release (cfs)
				Gate A	Gate B	
1	1707.13	1707.14	34	0.58	0.58	66
2	1707.12	1707.12	50	0.58	0.58	66
3	1707.09	1707.11	34	0.58	0.58	66
4	1707.05	1707.09	-15	0.58	0.58	66
5	1707.03	1707.04	34	0.58	0.58	66
6	1707.01	1707.02	17	0.58	0.58	66
7	1706.97	1706.99	-15	0.58	0.58	66
8	1706.94	1706.94	82	0.58	0.58	66
9	1707.03	1706.95	503	0.58	0.58	66
10	1707.11	1707.22	331	4.00	4.00	363
11	1707.05	1707.20	183	4.00	4.00	361
12	1707.00	1707.09	108	0.58	0.58	189
13	1707.04	1707.04	69	0.58	0.58	69
14	1707.03	1707.04	53	0.58	0.58	69
15	1707.01	1707.03	37	0.58	0.58	69
16	1707.00	1707.01	53	0.58	0.58	69
17	1706.99	1707.00	37	0.58	0.58	69
18	1706.98	1706.98	199	0.58	0.58	69
19	1707.03	1707.06	20	0.58	0.58	69
20	1707.04	1707.03	85	0.58	0.58	69
21	1707.03	1707.04	53	0.58	0.58	69
22	1707.02	1707.03	37	0.58	0.58	69
23	1707.01	1707.01	53	0.58	0.58	69
24	1707.00	1707.00	69	0.58	0.58	69
25	1707.01	1707.00	69	0.58	0.58	69
26	1707.00	1707.00	53	0.58	0.58	69
27	1706.97	1706.99	4	0.58	0.58	69
28	1706.96	1706.95	74	0.25	0.25	42
29	1706.96	1706.97	8	0.25	0.25	24
30	1706.95	1706.96	-8	0.25	0.25	24
31	1706.93	1706.94	24	0.25	0.25	24

AVERAGE 75 86

CHANGE IN STORAGE DURING THE MONTH -0.020 B.C.F


 CHIEF ENGINEER