



Hudson River - Black River Regulating District

Board Member Information Packet for May 12, 2026 Finance, Governance & Regular Board Meeting

Page No.

Finance Meeting

Motion to Adopt or Revise Meeting Agenda – *Mr. DeWitt*.....1

Approval of the March 10, 2026 Finance Committee Meeting Minutes.....2-4

Resolution to Further Amend the Agreement with Harris Beach PLLC (C012022) to Provide Bond Counsel Services in Connection with the Anticipated Issuance of Serial Bonds or other Financing Of Infrastructure Improvements – *Mr. Maniccia*.....5-6

Resolution to Increase the Petty Cash Fund in the Hudson River Area - *Mr. Maniccia*.....7-8

Governance Meeting

Motion to Adopt or Revise Meeting Agenda – *Ms. Allen*.....9

Approval of the March 10, 2026 Governance Committee Meeting Minutes.....10-13

Resolution Adopting Policy Prohibiting Regulating District Employees from Profiting on Insider Information – *Mr. Leslie*.....14-16

Regular Board Meeting – Chairman Finkle

Motion to Adopt or Revise Meeting Agenda.....17-18

Approval of the March 10, 2026 Regular Meeting Minutes.....19-29

Executive Director’s Report30-31

Resolution Authorizing the Expenditure of \$6,553.77 for Purchase of Six Replacement Sections of Log Boom for Stillwater Dam – *Mr. Foltan*.....32-33

Resolution to Award the Regulating District’s Marine Insurance Program and Approve Marine Insurance Proposal for Policy Year July 1, 2026 through June 30, 2027 – *Mr. Maniccia*.....34-35

Resolution Authorizing the Executive Director to Enter into a Second Amendment to the April 2023 Agreement with Logical Net for Information Technology Services – *Mr. Maniccia*.....36-37

Resolution Authorizing the Installation of a Security System at the Sacandaga Field Office Facilities – *Ms. Ruzycky*.....38-41

Resolution to Authorize Purchase of Stone Aggregate for Erosion Control at Great Sacandaga Lake – *Mr. Callaghan*.....42-43

Staff/Committee Reports:

General Counsel.....44

Director of Administrative Services45-47

Chief Fiscal Officer48-88

Chief Engineer89-169

Resolution for Next Board Meeting.....170

**Hudson River-Black River Regulating District
FINANCE MEETING AGENDA**

**May 12, 2026
10 AM**

Sacandaga Field Office
737 Bunker Hill Road
Mayfield, NY 12117

Remote Conference-In Information:

4 Computer Dr., W
Albany, NY 12205

Participants were invited to join the meeting via computer, tablet or smartphone.

<https://global.gotomeeting.com/join/320618061>

United States: +1 (224) 501-3412 Access Code: 320-618-061

New to GoToMeeting? Get the app now and be ready when your first meeting starts: <https://global.gotomeeting.com/install/>

Finance Committee Meeting Agenda

- 1) Call to Order – *Mr. DeWitt*
- 2) Pledge of Allegiance
- 3) Roll Call - *Mr. Leslie*
- 4) Motion to Adopt or Revise Meeting Agenda – *Mr. DeWitt*
- 5) Approval of March 10, 2026 Finance Committee Meeting Minutes
- 6) Committee Business:
 - a. New Business
 - i. Resolution to Further Amend the Agreement with Harris Beach PLLC (C012022) to Provide Bond Counsel Services in Connection with the Anticipated Issuance of Serial Bonds or Other Financing of Infrastructure Improvements – *Mr. Maniccia*
 - ii. Resolution to Increase the Petty Cash Fund in the Hudson River Area – *Mr. Maniccia*
- 7) Adjournment

**HUDSON RIVER-BLACK RIVER REGULATING DISTRICT
FINANCE COMMITTEE MEETING MINUTES**

March 10, 2026

Immediately Following the Governance Committee Meeting
Scheduled to Commence at 10 AM

**Sacandaga Field Office
737 Bunker Hill Road
Mayfield, NY 12117**

Remote Conference-In Information

3920 N. Highway A-1-A, Ocean Pearl Clubhouse, Fort Pierce, Fl 34949
2898 Hill Road, New Smyrna Beach, Florida 12168

Participants were invited to join the meeting via computer, tablet or smartphone.

<https://global.gotomeeting.com/join/460484285>

United States: +1 (646) 749-3122 Access Code: 460-484-285

New to GoToMeeting? Get the app now and be ready when your first meeting starts:

<https://global.gotomeeting.com/install/>

CALL TO ORDER

Committee Chair Kenneth DeWitt called the meeting to order at 10:15 A.M.

ROLL CALL

Present: Committee Members Albert J. Hayes and Timothy J. Reagan; Board Chair Mark M. Finkle; Board Member Nicole T. Allen; Executive Director John C. Callaghan; General Counsel Robert P. Leslie; Chief Fiscal Officer Timothy M. Maniccia; Chief Engineer Robert S. Foltan and Director of Administrative Services Stephanie V. Ruzycky.

Video Feed: Committee Chair Kenneth F. DeWitt (travel), Board Member Alfred J. Candido, Jr. (travel)

Excused: Board Member Richard Bird

MOTION TO ADOPT COMMITTEE MEETING AGENDA

Committee Chair DeWitt asked for a motion to adopt the Committee agenda. Mr. Reagan moved to adopt the meeting agenda. Mr. Hayes seconded it and the motion was unanimously approved.

APPROVAL OF JULY 8, 2025 FINANCE COMMITTEE MEETING MINUTES

Mr. Hayes made a motion to adopt the July 8, 2025 Finance Committee meeting minutes. Mr. Reagan seconded and the motion was unanimously approved.

COMMITTEE BUSINESS

New Business -

Motion to Advance to the Full Board & Recommend Adoption of 2026-2027 Budget & Financial Plan

Mr. Maniccia noted that pursuant to Section 2801 of the Public Authorities Law, the Regulating District is required to submit a budget and financial plan to a set of oversight entities by way of the Public Authorities Reporting & Information System (PARIS) no later than 90 days prior to the start of the Regulating District's next fiscal year; July 1, 2026. Mr. Maniccia based the plan he presented upon the projected 2025-2028 District budget with financial data for the 'proposed years' or 'out years' based on prior budget, actual and other estimated information.

Mr. Reagan questioned whether the next three-year financial plan incorporated any prospect of a settlement with Brookfield Renewable Energy regarding its use of the impoundment of Conklingville Dam for power generation at its E.J. West plant. Mr. Maniccia indicated that it does not. Mr. Reagan asked if it was reasonable then to assume that the litigation with Brookfield would be likely to play out over the next three years or more. Mr. Leslie indicated that it could, and added that the Office of the Attorney General has recently raised the possibility of a tolling agreement that would preserve each party's respective rights over the course of three years. Mr. Maniccia noted that, even if staff had reason to believe the matter would be settled within that timeframe, it would have no basis to conclude how much revenue such settlement could provide and as such it would be irresponsible to attempt to incorporate such revenue at this time. Mr. Maniccia indicated that the Regulating District would certainly reevaluate prior to the 2027-2030 cycle. Mr. Reagan, indicating he understood the reasons for not incorporating the potential revenue, and opining that the longer it takes to resolve the issue, the more the Regulating District stands to lose out on that revenue.

Mr. Reagan asked whether any contingency would be included for capital projects, citing the reappropriations on page 44 of the packet, and whether those contingencies were in line with what the Regulating District was experiencing on capital projects. Noting that Mr. Reagan was referring to the minutes from a prior Finance Committee meeting, Mr. Maniccia replied that the Regulating District had included contingencies in all its capital project budgets. Mr. Reagan questioned whether those contingencies were in line with industry standards, and Mr. Maniccia replied that all budget contingencies were all in line with the lower end of the range described by Mr. Reagan.

Mr. Reagan made a motion to advance to the full board and recommend adoption of the Resolution approving the budget & financial plan required pursuant to section 2801 of the Public Authorities Law. Mr. Hayes seconded and the Committee approved the motion by unanimous vote.

ADJOURNMENT

There being no further business to come before the Finance Committee, Mr. Reagan moved to adjourn the meeting. Mr. Hayes seconded the motion to adjourn. The motion was unanimously approved. The committee meeting adjourned at 10:24 A.M.

Respectfully submitted,

Robert P. Leslie
Secretary

Mark M. Finkle
Board Chair

Technical Advisor – Mr. Maniccia

**RESOLUTION TO FURTHER AMEND THE AGREEMENT WITH
HARRIS BEACH PLLC (C012022) TO PROVIDE BOND COUNSEL SERVICES
IN CONNECTION WITH THE ANTICIPATED ISSUANCE OF SERIAL BONDS
OR OTHER FINANCING OF INFRASTRUCTURE IMPROVEMENTS**

WHEREAS, the Regulating District sought and obtained in Resolution 22-04-01 Board approval to engage Harris Beach PLLC to provide bond counsel services in connection with the anticipated issuance of serial bonds to finance infrastructure improvements; and

WHEREAS, the Regulating District sought and obtained in Resolution 23-11-03 Board approval to amend the scope of services covered by C012022 in light of the extraordinary service Harris Beach PLLC has provided in connection with the legal elements of actual and anticipated financings of Regulating District infrastructure improvements; and

WHEREAS, the Regulating District further sought and obtained in Resolution 24-17-03 Board approval to invoke the first of two one-year options to extend the agreement with Harris Beach PLLC and amended the not to exceed amount on the agreement to \$60,000; and

WHEREAS, the Regulating District further sought and obtained in Resolution 25-10-03 Board approval to invoke the second of two one-year options to extend the agreement with Harris Beach PLLC and amended the not to exceed amount on the agreement to \$75,000; and

WHEREAS, the Regulating District will continue to rely on this excellent service provided by Harris Beach PLLC (now Harris Beach Murtha) as it works through the conversion of its short-term financing of the Indian Lake Dam Rehabilitation Project with the New York State Environmental Facilities Corporation to a long-term financing arrangement upon completion of the Project; and

WHEREAS, the execution of and compliance with the Regulating District's financing arrangements with the New York State Environmental Facilities Corporation require ongoing opinions and services provided by bond counsel throughout the existence of the financing arrangement; and

NOW THEREFORE BE IT RESOLVED, that the Board of the Regulating District hereby authorizes the Executive Director to negotiate and execute a fourth amendment to Contract C012022 with Harris Beach Murtha in the amount of \$45,500.00, plus approved disbursements, bringing the not-to-exceed contract value to \$120,500.00 and extends the agreement for a three-year period; and

BE IT FURTHER RESOLVED, said contract amendment is subject to review and approval by the New York State Attorney General.

Approved as to form:

Robert P. Leslie
General Counsel

Present and voting:

<u>MEMBER</u>	<u>AYE</u>	<u>NOE</u>	<u>ABSTAIN</u>
Mr. Finkle.....	_____	_____	_____
Mr. Hayes.....	_____	_____	_____
Mr. DeWitt.....	_____	_____	_____
Mr. Bird.....	_____	_____	_____
Mr. Candido.....	_____	_____	_____
Mr. Reagan.....	_____	_____	_____
Ms. Allen.....	_____	_____	_____

Technical Advisor – Mr. Maniccia

**RESOLUTION TO INCREASE THE PETTY CASH FUND
IN THE HUDSON RIVER AREA**

WHEREAS, the Regulating District has previously established separate bank accounts for the General Fund, Petty Cash Fund and Debt Service Fund in its Hudson River Area; and

WHEREAS, the Regulating District sought and obtained in Resolution 99-12-05 Board approval to increase the size of the Petty Cash Fund to \$6,500; and

WHEREAS, the Regulating District sought and obtained in Resolution 26-06-03 Board approval to increase the size of the payment for which a Petty Cash Fund check could be used to make payments for individual items from \$250 to \$500 as part of its annual review and approval of the Regulating District's Procurement Policy; and

WHEREAS, this increase will result in a more frequent need to replenish the Petty Cash Fund if the size of the Petty Cash Fund remains at \$6,500; and

WHEREAS, the requested increase in the amount of the Petty Cash Fund from \$6,500 to \$10,000 is broadly consistent with the inflation rate since 1999; and

NOW THEREFORE BE IT RESOLVED, that the Board of the Regulating District hereby authorizes the Chief Fiscal Officer and Treasurer to add funds to the Petty Cash Fund in the Hudson River Area up to a \$10,000 limit in a time and manner that is administratively efficient and in accordance with any statutory, regulatory or Regulating District policy provisions.

Approved as to form:

Robert P. Leslie
General Counsel

Present and voting:

<u>MEMBER</u>	<u>AYE</u>	<u>NOE</u>	<u>ABSTAIN</u>
Mr. Finkle.....	_____	_____	_____
Mr. Hayes.....	_____	_____	_____
Mr. DeWitt.....	_____	_____	_____
Mr. Bird.....	_____	_____	_____
Mr. Candido.....	_____	_____	_____
Mr. Reagan.....	_____	_____	_____
Ms. Allen.....	_____	_____	_____

**Hudson River-Black River Regulating District
GOVERNANCE MEETING AGENDA**

May 12, 2026

Immediately Following the Finance Committee Meeting
Scheduled to Commence at 10:00 AM

Sacandaga Field Office
737 Bunker Hill Road
Mayfield, NY 12117

Remote Conference-In Information

4 Computer Dr., W., Albany, NY 12205

Participants were invited to join the meeting via computer, tablet or smartphone.

<https://global.gotomeeting.com/join/320618061>

United States: +1 (224) 501-3412 Access Code: 320-618-061

New to GoToMeeting? Get the app now and be ready when your first meeting starts: **<https://global.gotomeeting.com/install/>**

Governance Committee Meeting Agenda

1. Call to Order – Chair Ms. Allen
2. Roll Call - Mr. Leslie
3. Motion to Adopt or Revise Meeting Agenda – Mr. Candido
4. Approval of March 10, 2026 Committee Meeting Minutes
5. Committee Business:
 - a. Motion to Advance to the Full Board and Recommend Adoption of a Resolution Adopting Policy Prohibiting Regulating District Employees from Profiting on Insider Information – **Mr. Leslie**
6. New Business
7. Adjournment

**HUDSON RIVER-BLACK RIVER REGULATING DISTRICT
GOVERNANCE COMMITTEE MEETING MINUTES**

**March 10, 2026
10 AM**

**Sacandaga Field Office
737 Bunker Hill Road
Mayfield, NY 12117**

Remote Conference-In Information
3920 N. Highway A-1-A, Ocean Pearl Clubhouse, Fort Pierce, Fl 34949
2898 Hill Road, New Smyrna Beach, Florida 12168

Participants were invited to join the meeting via computer, tablet or smartphone.

<https://global.gotomeeting.com/join/460484285>

United States: +1 (646) 749-3122 Access Code: 460-484-285

New to GoToMeeting? Get the app now and be ready when your first meeting starts:

<https://global.gotomeeting.com/install/>

CALL TO ORDER

Committee Chair Alfred J. Candido Jr. called the meeting to order at 10:01 AM.

ROLL CALL

Present: Committee Members Albert J. Hayes and Nicole T. Allen; Board Chair Mark M. Finkle; Board Member Timothy J. Reagan; Executive Director John C. Callaghan; General Counsel Robert P. Leslie; Chief Engineer Robert S. Foltan; Chief Fiscal Officer Timothy M. Maniccia; and Director of Administrative Services Stephanie V. Ruzycky.

Video Feed: Committee Chair Alfred J. Candido, Jr. (travel); Committee Member Kenneth F. DeWitt (travel)

Excused: Board Member Richard Bird

MOTION TO ADOPT COMMITTEE MEETING AGENDA

Committee Chair Candido asked for a motion to adopt or revise the Committee meeting agenda. Mr. Hayes moved to adopt the meeting agenda. Mrs. Allen seconded and the Committee approved the motion by unanimous vote.

COMMITTEE BUSINESS

New Business

(1) Discussion of Annual Review and Approval of Investment Policy - *Mr. Maniccia*

Mr. Maniccia noted that pursuant to Public Authorities Law §2925(1) the Board is required to annually review the Regulating District's Investment Policy. Mr. Maniccia recommended the Board make no changes to the policy.

Mr. Candido called for a motion to advance the resolution to the full Board and recommend adoption. Mrs. Allen made a motion to advance to the full Board & recommend approval of a resolution to satisfy the annual review and approval requirement for the Regulating District's Investment Policy. Mr. Hayes seconded and the Committee unanimously approved the motion.

(2) Discussion of Annual Review and Approval of Procurement Policy - *Mr. Maniccia*

Mr. Maniccia noted that pursuant to Public Authorities Law §2879(1), the Board is to annually review the Regulating District's Procurement Policy. Mr. Maniccia recommended the Board revise the procurement policy to align with the provisions of a recent Notification of Comptroller's Determination of Need for Prior Review and Approval of Contracts/Contract Amendments from the Office of the State Comptroller and to provide that a needs assessment for a procurement over \$500.00, other than those subject to a "formal solicitation process" as prescribed by the NYS Procurement Guidelines, will now require the completion of a Regulating District "Expenditure Request. This doubles the threshold from \$250.00 to \$500.00. Mr. Reagan questioned whether this increase would be sufficient. Mr. Maniccia responded that in his opinion it would be, and noted that it would significantly reduce the number of expenditure requests, without sacrificing the necessary oversight and approvals.

Mr. Candido called for a motion to advance the resolution to the full Board and recommend adoption of the revised policy presented. Mr. Hayes made a motion to advance to the full Board & recommend approval of the resolution revising the policy and to satisfy the annual requirement for review and approval of the Regulating District's Procurement Policy. Mrs. Allen seconded and the committee unanimously approved the motion.

(3) Discussion of Annual Review and Approval of the Disposition of Property Guidelines Policy - *Mr. Maniccia*

Mr. Maniccia noted that pursuant to Public Authorities Law §2896(1) the Board is to annually review the Regulating District's Disposition of Property Guidelines. Mr. Maniccia recommended the Board make no changes to the policy.

Mr. Candido called for a motion to advance the resolution to the full Board and recommend adoption. Mrs. Allen made a motion to advance to the full Board & recommend approval of a resolution to annually review and approve the Regulating District's revised Disposition of Property Guidelines pursuant to section 2896(1) of the Public Authorities Law. Mr. DeWitt seconded and the committee unanimously approved the motion.

(4) Discussion of the Authority Mission Statement and Performance Measures –
Mr. Leslie

Mr. Leslie recited the Regulating District's Mission Statement and then referred the Committee to the performance measurements against which the Board measures the Regulating District's performance.

Mr. Candido indicated an intent to advance the mission statement & performance measures to the full board for their consideration.

(5) RESOLUTION TO HIRE TEMPORARY SEASONAL LABORERS TO SUPPLEMENT PERMANENT STAFF IN THE HUDSON RIVER AREA AND BLACK RIVER AREA

Mr. Callaghan presented a resolution to hire temporary seasonal laborers to supplement permanent staff in both the Hudson River Area and the Black River Area. He explained that the mission of the Hudson River-Black River Regulating District requires a robust and capable workforce, but that financial constraints limit the Regulating District's ability to add additional permanent, full-time personnel at present. Noting the practice of augmenting permanent staff with seasonal-specific temporary staff is well established in other New York State agencies and authorities, and that the existing CSEA contract establishes an hourly rate for the position of Laborer at \$18.00, Mr. Callaghan recommended the hiring of six (6) temporary seasonal laborers in the Hudson River and Black River Areas for a period to be determined based on operational needs, but not to exceed 26 weeks in 2026. He noted that the Regulating District will publicly advertise and fill these positions in accordance with applicable policy, law and pertinent provisions of the existing CSEA contract.

Mr. DeWitt made a motion to advance to the full board and recommend adoption of the resolution authorizing the employment of six (6) temporary seasonal laborers in the Hudson River Area and Black River Area at a rate of \$18.00/hour for a period to be determined based on operational needs, but not to exceed 26 weeks in 2026. Mrs. Allen seconded and the Committee approved the motion by unanimous vote.

ADJOURNMENT

There being no further business to come before the Governance Committee, Mr. Hayes moved to adjourn the meeting. Mrs. Allen seconded the motion to adjourn. The Committee approved the motion by unanimous vote. The committee meeting adjourned at 10: 12 A.M.

Respectfully submitted,

Robert P. Leslie
Secretary

Mark M. Finkle
Board Chair

Technical Advisor – Mr. Leslie

**RESOLUTION ADOPTING POLICY PROHIBITING REGULATING DISTRICT
EMPLOYEES FROM PROFITTING ON INSIDER INFORMATION**

WHEREAS, on April 22, 2026 New York State Governor, Kathy Hochul, issued Executive Order #60 to address the recent proliferation of prediction markets; noting that platforms now exist through which individuals can make monetary bets on the outcomes of events heightening the potential for misconduct whereby those with privileged information can seek to personally profit by trading on such insider information; and

WHEREAS, the maintenance of public trust is founded on the principal that public servants are charged with using their positions to benefit the public good, that no governmental decision should be motivated by achieving personal financial gain, and that public servants should not utilize their access to government information for personal financial gain; and

WHEREAS, prediction markets offer opportunities to effectively place wagers on all manner of events, including both major events such as outcomes of military activity, election results, or the severity of natural disasters, as well as obscure and manipulable events such as betting on the attire of public officials at appearances, when the President of the United States would next publically insult a person, or the volume of social media posts made by an individual; and

WHEREAS, these platforms contend they are not subject to State law or regulation, including both limits on the types of events on which wagers can be accepted, as well as State policies designed to protect consumers from gambling addiction and predatory behavior and prevent unscrupulous activity; and

WHEREAS, New York State contends that these unlicensed platforms are subject to State law and regulation, and that by allowing users to bet money on the outcome of future events that are uncertain and outside the control of the bettor, or hinge on a game of chance, prediction markets constitute illegal gambling operations; and

WHEREAS, despite the proliferation of wagering opportunities now facilitated by these companies, federal regulators have not to date required any meaningful ethical standards relating to conduct on these markets, including protections against insider trading, nor have they taken any meaningful enforcement actions to prevent insider trading, but they have instead focused on precluding States from exercising oversight authority over the gambling undertaken on these platforms; and

WHEREAS, recent reports have suggested the possibility of individuals having utilized nonpublic government information to brazenly profit on bets placed on predictive markets relating to actions by the federal government, including reported instances of bets made relating to the war in Iran and military action within Venezuela; and

WHEREAS, New York State requires the highest standard of public integrity from its civil servants irrespective of any new technologies which carry the risk of potentially facilitating

unethical conduct stemming from attempts to profit or assist others in profiting off of non-public information about governmental decision making; and

WHEREAS, state officers and employees are subject to the Code of Ethics, codified at Public Officers Law §74; and

WHEREAS, under the Code of Ethics, no state officer or employee “should have any interest, financial or otherwise, direct or indirect, or engage in any business or transaction or professional activity or incur any obligation of any nature, which is in substantial conflict with the proper discharge of his or her duties in the public interests.” Specifically, one cannot “disclose confidential information acquired by him or her in the course of his or her official duties nor use such information to further his or her personal interest.” Further, one “should endeavor to pursue a course of conduct which will not raise suspicion among the public that he or she is likely to be engaged in acts that are in violation of his or her trust”; and

WHEREAS, the State Code of Ethics as articulated above, and the Regulating District’s Code of Ethics implemented through resolution 11-37-12, not only address actual conflicts of interest but also conduct that can create the appearance of a conflict of interest; and

WHEREAS, through her Executive Order, Governor Hochul mandated that each public authority, including the Hudson River – Black River Regulating District, shall adopt policies or rules applying the restrictions therein to all officers and employees who serve at the pleasure of their appointing authority.

NOW THEREFORE BE IT RESOLVED, that the Board of the Regulating District hereby adopts and implements the following as a forthright and continuing policy to mitigate the potential for misconduct as articulated in the annexed Executive Order #60:

No Board Member, officer or employee of the Regulating District may use any nonpublic information obtained in the course of their official duties to seek profit or avoid loss from participation in a prediction market or similar service or assist any other person in seeking profit or avoiding loss from participation in a prediction market or similar service.

Any violation of this policy, or the Executive Order from which it stems, may result in dismissal or other appropriate sanction as determined by the Regulating District Board or its delegate(s) of the individual(s) committing such violation and may be referred to law enforcement, the Commission on Ethics and Lobbying in Government, or other authorities as appropriate.

For the purpose of this policy “prediction market” means an exchange-traded platform or service that is not licensed or permitted by the New York State Gaming Commission used by participants to buy and sell contracts contingent on future events, such as elections, sporting events, actions or speech of individuals, and economic indicators. A platform or service will not be considered a “prediction market” solely because the platform or service is used to trade futures contracts or options to purchase or sell securities, commodities, or other goods or services.

Approved as to form:

Robert P. Leslie
General Counsel

Present and voting:

<u>MEMBER</u>	<u>AYE</u>	<u>NOE</u>	<u>ABSTAIN</u>
Mr. Finkle.....	_____	_____	_____
Mr. Hayes.....	_____	_____	_____
Mr. DeWitt.....	_____	_____	_____
Mr. Bird.....	_____	_____	_____
Mr. Candido.....	_____	_____	_____
Mr. Reagan.....	_____	_____	_____
Ms. Allen.....	_____	_____	_____

**Hudson River-Black River Regulating District
REGULAR MEETING AGENDA**

May 12, 2026

Immediately Following the Finance then Governance Committee Meetings
Scheduled to Commence at 10:00 AM

**Sacandaga Field Office
737 Bunker Hill Road
Mayfield, NY 12117**

Remote Conference-In Information

4 Computer Dr., W., Albany, NY 12205

Participants were invited to join the meeting via computer, tablet or smartphone.

<https://global.gotomeeting.com/join/320618061>

United States: +1 (224) 501-3412 Access Code: 320-618-061

New to GoToMeeting? Get the app now and be ready when your first meeting starts: **<https://global.gotomeeting.com/install/>**

Regular Board Meeting Agenda

1. Call to Order - *Chairman Finkle*
2. Roll Call - *Mr. Leslie*
3. Motion to Adopt or Revise Meeting Agenda - *Chairman Finkle*
4. Introduction of Guests – *Chairman Finkle*
5. Public Comment Period - *Chairman Finkle*
6. Approval of March 10, 2026 Regular Board Meeting Minutes
7. Report of the Executive Director
8. Contracts
 - a. Resolution Authorizing the Expenditure of \$6,553.77 for Purchase of Six Replacement Sections of Log Boom for Stillwater Dam – *Mr. Foltan*
 - b. Resolution to Award the Regulating District’s Marine Insurance Program and Approve Marine Insurance Proposal for Policy Year July 1, 2026 through June 30, 2027 – *Mr. Maniccia*

- c. Resolution Authorizing the Executive Director to Enter into a Second Amendment to the April 2023 Agreement with Logical Net for Information Technology Services – ***Mr. Maniccia***
- d. Resolution Authorizing the Installation of a Security System at the Sacandaga Field Office Facilities – ***Ms. Ruzicky***
- e. Resolution to Authorize Purchase of Stone Aggregate for Erosion Control at Great Sacandaga Lake – ***Mr. Callaghan***

9. Staff/Committee Reports

- a. Finance Committee Report – ***Mr. DeWitt***
 - i. Resolution to Further Amend the Agreement with Harris Beach PLLC (C012022) to Provide Bond Counsel Services in Connection with the Anticipated Issuance of Serial Bonds or Other Financing of Infrastructure Improvements
 - ii. Resolution to Increase the Petty Cash Fund in the Hudson River Area
- b. Governance Committee Report – ***Mr. Candido***
 - i. Resolution Adopting Policy Prohibiting Regulating District Employees from Profiting on Insider Information
- c. General Counsel
- d. Director of Administrative Services
- e. Chief Fiscal Officer
 - i. Approval of Board Member Expenses
- f. Chief Engineer

10. Board Member Questions and Comments

11. Resolution for Next Board Meeting

12. Adjournment

**HUDSON RIVER-BLACK RIVER REGULATING DISTRICT
BOARD MEETING MINUTES**

March 10, 2026

Immediately Following the Governance and Finance Committee Meetings
Scheduled to Commence at 10 AM

**Sacandaga Field Office
737 Bunker Hill Road
Mayfield, NY 12117**

Remote Conference-In Information

3920 N. Highway A-1-A, Ocean Pearl Clubhouse, Fort Pierce, Fl 34949
2898 Hill Road, New Smyrna Beach, Florida 12168

Participants were invited to join the meeting via computer, tablet or smartphone.

<https://global.gotomeeting.com/join/460484285>

United States: +1 (646) 749-3122 Access Code: 460-484-285

New to GoToMeeting? Get the app now and be ready when your first meeting starts:

<https://global.gotomeeting.com/install/>

CALL TO ORDER

Board Chair Mark M. Finkle called the meeting to order at 10:24 A.M.

ROLL CALL

Present: Board Chair Mark M. Finkle; Board Members Albert J. Hayes, Timothy J. Reagan and Nicole T. Allen; Executive Director John C. Callaghan; General Counsel Robert P. Leslie; Chief Engineer Robert S. Foltan; Chief Fiscal Officer Timothy M. Maniccia; and Director of Administrative Services Stephanie V. Ruzycky.

Video: First Vice-Chair Kenneth F. DeWitt (travel) and Second Vice-Chair Alfred J. Candido, Jr. (Travel)

Excused: Board Member Richard Bird

MOTION TO ADOPT OR REVISE THE MEETING AGENDA

Chair Finkle asked for a motion to adopt or revise the meeting agenda. Mr. Hayes moved to adopt the agenda. Mrs. Allen seconded. The Board approved the motion in a unanimous vote.

PUBLIC COMMENT

Chair Finkle opened the meeting to public comment; hearing none.

APPROVAL OF THE JANUARY 13, 2026 REGULAR BOARD MEETING MINUTES

Chair Finkle asked for a motion to adopt the January 13, 2026 regular board meeting minutes. Mr. DeWitt advanced the motion to approve the regular meeting minutes. Mr. Reagan seconded. The Board approved the motion by unanimous vote.

ACCESS PERMIT SYSTEM APPEAL – *Lee*

Mr. Callaghan noted that by Notice sent February 25, 2026 the Board scheduled a hearing concerning an appeal of staff's determination to issue access permit 14643. The adjacent permit holders have requested that the Regulating District relocate their existing permit to area 14643 despite staff having recently issued that permit to the holder of an undeveloped eligible property some distance away. That eligible undeveloped property has since again sold and other unallocated access permit areas are available to the new owner of the undeveloped parcel. In response to the appeal, Chair Finkle moved that, provided permit area 14643 is available, for example due to non-renewal or a transfer of ownership without application for a new permit, as of close-of-business March 15, 2026, the Executive Director be authorized to facilitate the administrative assignment of permit area 14643 to the current holders of permit area 13620, Fred and Darlene Lee, and that fees established by the Board associated with the issuance of a new permit be waived for purposes of such administrative assignment of permit area 14643. Mrs. Allen seconded and the Board approved the motion in a unanimous vote.

REPORT OF THE EXECUTIVE DIRECTOR

Mr. Callaghan referenced his report at page 56 of the Board packet and, in light of the Board's robust agenda, offered to answer any questions the Board may pose.

CONTRACTS

RESOLUTION AUTHORIZING THE PURCHASE OF OTT HYDROMET CLOUD SERVICES WEB-BASED ELEVATION DATA HOSTING FOR INDIAN LAKE OLD FORGE AND SIXTH LAKE RESERVOIRS

Mr. Foltan presented a resolution to authorize a replacement to the USGS scheme for collection and publication of data at the Indian Lake, Sixth Lake and Old Forge gauges. He explained that, historically, the Regulating District uses the United States Geological Survey (USGS) to collect reservoir elevation data from each of its five reservoirs and to publish the data on a publicly accessible website. Elevation data is traditionally sourced through a combination of USGS-owned and Regulating District-owned hardware and equipment. All hardware and electronic recording equipment used to collect and store elevation data at our Indian Lake, Old Forge, and Sixth Lake Reservoir sites is owned and maintained by the Regulating District. The USGS remotely accesses

the equipment at these three sites, downloads and processes the elevation data, and publishes the elevation data, in both tabular and graphical forms, on dedicated webpages hosted by the USGS.

He further noted that in August 2025 the USGS notified the Regulating District of its intent to modify the method it uses to download data from Indian Lake, Old Forge, and Sixth Lake Reservoir. The planned change in method of data download means the Regulating District would incur a significant capital improvement expense if it were to continue using USGS to publish reservoir elevation data for these three sites. The required equipment upgrade and additional capital cost to continue downloading and publishing elevation data by the USGS, for these three sites, exceeds \$50,000 and is considered cost prohibitive.

Mr. Foltan continued noting that, in October 2025, the Regulating District discontinued its use of USGS for website publishing of reservoir elevation data collected at the Indian Lake, Old Forge, and Sixth Lake Reservoir. Since October the Regulating District has provided public access to elevation data from these reservoirs on our own website at <https://hrbrd.ny.gov/gauge-data-and-reservoir-release/>. However, the presentation of elevation data on our website is limited in both form and content.

In January 2026 staff requested a proposal from OTT HydroMet to provide enhanced web-based data hosting and presentation of elevation data for Indian Lake, Old Forge, and Sixth Lake Reservoir. OTT HydroMet is the vendor who supplies the data collection hardware equipment at each of the Regulating District's reservoirs. Use of this vendor assures a seamless, fully compatible, system from data collection to website presentation.

Mr. Foltan recommended purchasing OTT HydroMet Cloud web-based data hosting services to provide data download, processing, storage, and website hosting for data viewing and presentation, and sought Board authorization to purchase these services as detailed in OTT HydroMet's January 16, 2026 proposal. He also requested authorization for the Executive Director to execute the purchase order for these services for a not-to-exceed price of \$9,302.00.

Mr. Reagan inquired as to the difference between costs associated with OTT HydroMet's proposal and USGS. Mr. Foltan indicated that there are both significant up-front and long-term savings associated with OTT HydroMet's proposal. Mr. Callaghan indicated that the Regulating District will still be utilizing USGS at other sites, where the equipment upgrade was not necessary to continue with USGS.

Mr. Reagan asked if the supplier was the same for both the gauges that will be utilized by OTT HydroMet and USGS, and if not if there would be any cost advantage to going to a single supplier. Mr. Foltan indicated that the physical gauges themselves will not be different.

Board Chair Finkle asked for a motion to adopt the resolution. Mr. Reagan moved to adopt the resolution authorizing the expenditure of up to \$9,302.00 for equipment and services from HydroMet to establish a web-based, real-time reservoir elevation data webpage for Indian Lake, Sixth Lake and Old Forge. Mr. DeWitt seconded and the Board adopted the resolution by unanimous vote.

RESOLUTION TO APPROVE AMENDMENT #9 INDIAN LAKE FIRST ENGINEERING ASSESSMENT CONTRACT C032013

Mr. Foltan presented a resolution to the Board reflecting the need for continued construction observation services at Indian lake. He reminded the Board that on May 13, 2025, the Board modified the scope of work for Contract C032013 to include additional engineering design services and construction support and inspection services related to unanticipated gatehouse foundation construction repair work at the Indian Lake Dam rehabilitation construction project. Such additional engineering services are necessary to support construction activities during repair of the deteriorated gatehouse stone foundation. The foundation repair, undertaken by C.D. Perry continues to progress effectively and as rapidly as can be safely accomplished when completing underwater concrete construction work. However, completion of the gatehouse foundation repair is now anticipated to be completed by the end of September 2026. Mr. Foltan noted that Colliers' scope and fee proposal dated April 29, 2025, which the Board accepted on May 13, 2025, (Contract C032013 Amendment 8) anticipated and included providing engineering and construction support services through December 2025. Colliers' February 26, 2026 proposal outlines the additional engineering support services and fee to provide construction review and inspection services through September 2026. Mr. Foltan recommended the Board authorize the Executive Director to modify the scope of work for Contract C032013 to include additional engineering and construction support and inspection services through September 2026 at the fee outlined in Colliers' proposal to increase the contract value by \$422,000 and increase the Phase II not-to-exceed contract value to \$3,410,378.

Mr. Reagan inquired as to whether there had been a change in scope for the work since the last amendment for Colliers had been approved in May, 2025 that would justify the additional funds being sought. Greg Johnson, representing Colliers, indicated that the back and forth on the engineering and the need for construction inspection staff to be on site largely necessitated the additional funding. Mr. Foltan added that the additional expenses are largely attributed to the fact that the additional work is taking longer than the contractor anticipated at the time the Board approved the additional work in July, 2025. Mr. Callaghan indicated that yes, subsequent to May, 2025 the Board approved an amendment to its contract with C.D. Perry in July, 2025 to perform additional work on the gatehouse foundation not included in the original scope of work, with funding successfully sought from New York State in its (at that time) recently approved FY 2025-2026 State budget. Mr. Reagan asked if the time required to complete the additional work on the gatehouse foundation had increased. Greg Johnson indicated that the additional time related to the gatehouse foundation repairs was primarily responsible for the additional costs and that, yes, the number of days Colliers would need to be onsite had increased correspondingly with the additional time necessary for C.D. Perry to complete the gatehouse foundation work. Mr. Callaghan reiterated that the gatehouse foundation work was not included in the contractor's original bid.

Board Chair Finkle asked for a motion to adopt the resolution. Mr. Hayes moved to adopt the resolution authorizing an amendment to contract C032013 with Colliers Engineering & Design to include construction observation services through September 2026 increasing the contract value by \$422,000 to a total contract price not-to-exceed \$3,410,378. Mrs. Allen seconded and the Board adopted the resolution by unanimous vote.

RESOLUTION AUTHORIZING THE INSTALLATION OF A FIRE ALARM SYSTEM AT THE SACANDAGA FIELD OFFICE FACILITIES

Mrs. Ruzycky presented the resolution to the Board. She noted that the existing fire alarm system covering the Sacandaga Field Office building, maintenance garage, and boat house has been rendered non-functional due to a lightning strike. The existing system's components are over 30 years old, fall short of modern technical standards, and repair is unfeasible due to the unavailability of parts. The lack of a functioning fire alarm system poses a significant safety risk to personnel and an increased risk of property damage. Mrs. Ruzycky noted that Daisy Ventures NY Inc., a New York State Certified MWBE vendor, proposed to do the installation, using as much of the existing system wiring as possible (to keep the cost low), for a one-time fee not to exceed \$16,750.00. She explained that the proposal also offered ongoing monitoring at \$545.00 per annum and recommended a FY 2025-2026 budget transfer to cover the initial costs.

Mr. Candido asked if the new fire alarm system replaced an existing system. Mrs. Ruzycky clarified that the existing system at the Sacandaga Field Office was not functional, and the new system would utilize some of the wiring from that system but otherwise will be a new system.

Board Chair Mark Finkle asked for a motion to adopt a resolution authorizing the procurement and installation of a new fire alarm system from Daisy Ventures NY Inc, a New York State certified MWBE vendor at an expenditure not to exceed \$16,750.00 for the purchase and installation of the system, plus an ongoing monitoring fee of \$525.00 per year, with the identified transfer in the Fiscal Year 2025-26 budget. Mr. Hayes moved to adopt the resolution and Mr. Reagan seconded. The Board adopted the resolution by unanimous vote.

STAFF/COMMITTEE REPORTS

GOVERNANCE COMMITTEE REPORT

RESOLUTION TO SATISFY ANNUAL REVIEW AND APPROVAL OF THE REGULATING DISTRICT'S INVESTMENT POLICY

Governance Committee Chair Alfred J. Candido, Jr. noted that section 2925(1) & (7) of the Public Authority Law requires every public benefit corporation to adopt by resolution and annually review comprehensive investment guidelines that detail the corporation's operative policy and instructions to the Board and management regarding the investing, monitoring and reporting of funds of the corporation. He noted that the Governance Committee reviewed the Regulating District's Investment Policy earlier and that the Committee recommended that no changes be made to the policy.

Board Chair Finkle asked for a motion adopting the resolution. Mr. Candido made a motion to adopt the resolution to satisfy the annual review and approval of the Regulating District's Investment policy. Mrs. Allen seconded and the Board unanimously approved the motion.

RESOLUTION TO SATISFY ANNUAL REVIEW AND APPROVAL OF THE REGULATING DISTRICT'S PROCUREMENT POLICY

Governance Committee Chair Alfred J. Candido, Jr. noted that section 2879(1) & (8) of the Public Authority Law requires every public benefit corporation to adopt by resolution and annually review procurement guidelines that detail the corporation's operative policy and instructions to the Board and management regarding procurement. He noted that the Governance Committee reviewed the Regulating District's Procurement Policy earlier and that the Committee recommends the Board amend its procurement policy to align with the provisions of a recent Notification of Comptroller's Determination of Need for Prior Review and Approval of Contracts/Contract Amendments from the Office of the State Comptroller and to provide that a needs assessment which results in a procurement over \$500.00, other than those subject to a "formal solicitation process" as prescribed by the NYS Procurement Guidelines, will now require the completion of a Regulating District "Expenditure Request. This doubles the threshold from \$250.00 to \$500.00.

Board Chair Finkle asked for a motion adopting the resolution. Mr. Candido made a motion to adopt the resolution approving the revision to the policy and satisfying the annual required review and approval of the Regulating District's Procurement policy. Mr. Hayes seconded and the Board unanimously approved the motion.

RESOLUTION TO ANNUALLY REVIEW AND APPROVE THE REGULATING DISTRICT'S DISPOSITION OF PROPERTY GUIDELINES PURSUANT TO SECTION 2896(1) OF THE PUBLIC AUTHORITIES LAW

Governance Committee Chair Alfred J. Candido, Jr. noted that section 2896(1) of the Public Authority Law requires every public benefit corporation to adopt by resolution an annual review of the Disposition of Property Guidelines that detail the corporation's operative policy and instructions to the Board and management regarding the disposition of property. He noted that the Governance Committee reviewed the Regulating District's Disposition of Property Policy earlier and that the Committee recommended no changes be made to the policy.

Board Chair Finkle asked for a motion adopting the resolution. Mr. Candido made a motion to adopt the resolution to satisfy the annual review and approval of the Regulating District's Disposition of Property policy. Mr. Hayes seconded and the Board unanimously approved the motion.

MOTION TO APPROVE ANNUAL REVIEW OF MISSION STATEMENT & PERFORMANCE MEASUREMENTS

Mr. Finkle presented the Regulating District's authority mission statement and performance measurements for the Board's annual review.

Board Chair Finkle asked for a motion to approve the annual review of the Regulating District's mission statement & performance measurements. Mr. Candido so moved. Mr. DeWitt seconded. The Board adopted the motion by unanimous vote.

RESOLUTION TO HIRE TEMPORARY SEASONAL LABORERS TO SUPPLEMENT PERMANENT STAFF IN THE HUDSON RIVER AREA AND BLACK RIVER AREA

Governance Committee Chair Alfred J. Candido Jr. presented a resolution to hire temporary seasonal laborers to supplement permanent staff in both the Hudson River Area and the Black River Area. He explained that the mission of Hudson River-Black River Regulating District requires a robust and capable workforce, but that financial constraints limit the Regulating District's ability to add additional permanent, full-time personnel at present. Noting the practice of augmenting permanent staff with seasonal-specific temporary staff is well established in other New York State agencies and authorities, and that the existing CSEA contract establishes an hourly rate for the position of Laborer at \$18.00, Mr. Callaghan recommended the hiring of six (6) temporary seasonal laborers in the Hudson River and Black River Areas for a period to be determined based on operational needs, but not to exceed 26 weeks in 2026. Committee Chair Candido noted that Regulating District will publicly advertise and fill these positions in accordance with applicable policy, law and pertinent provisions of the existing CSEA contract.

Board Chair Finkle asked for a motion to adopt the resolution. Mr. Candido moved to adopt the resolution authorizing the employment of six (6) temporary seasonal laborers in the Hudson River Area and Black River Area at a rate of \$18.00/hour for a period to be determined based on operational needs, but not to exceed 26 weeks in 2026. Mr. Reagan seconded and the Board adopted the resolution by unanimous vote.

FINANCE COMMITTEE REPORT

RESOLUTION APPROVING BUDGET & FINANCIAL PLAN REQUIRED PURSUANT TO SECTION 2801 OF PUBLIC AUTHORITIES LAW

Mr. Maniccia introduced a resolution approving a budget and financial plan pursuant to Section 2801 of the Public Authorities Law. He reported that the Regulating District is required to submit a budget and financial plan to a set of oversight entities by way of the Public Authorities Reporting & Information System (PARIS) between 120 and 90 days prior to the start of the Regulating District's next fiscal year; July 1, 2026. Mr. Maniccia noted he based the plan upon the 2024-2027 budget with financial data for the 'proposed years' or 'out years' based on prior budget, actual and other estimated information.

Mr. DeWitt made a motion to adopt the resolution approving the budget & financial plan required pursuant to section 2801 of the Public Authorities Law. Mr. Reagan seconded and the Board approved the motion by unanimous vote.

STAFF REPORTS

Mr. Leslie presented his report. Therein Mr. Leslie reported that he continues to engage with the General Recoveries Unit of the OAG's Civil Recoveries Bureau regarding the commencement an affirmative case seeking redress against Erie Boulevard Hydropower, L.P. in the state and/or federal court system. In June 2024, the Regulating District received notice that on June 6th a mason working for a sub-contractor on the Indian Lake rehabilitation project

suffered an injury due to a fall. The Regulating District notified its insurance carrier which hired counsel who subsequently delivered tender letters to each of the contractor's and the sub-contractor's insurance carriers. Counsel will keep the Board apprised as litigation/settlement discussions proceed. Counsel provided advice and counsel on various ethics, outside activities, contracting, contract payment, records retention and permitting matters.

Ms. Ruzycky presented her report to the Board. Ms. Ruzycky reported coordination of the annual staff training, completion of SFO and BRAO IC compliance audits, and daily online payment verification/reconciliation for the permit database.

Mr. Maniccia presented his report to the Board. Therein he noted that at the close of February 28, 2026, the general fund balances for the HRA and BRA were approximately \$5,152,390 and \$2,052,061 respectively. When combined (in the amount of \$7,204,451), this total is \$736,002 or 9.3% less than the same period last year. Year-to-date Regulating District Expenses exceeded Revenue by \$53,558. This amount is \$4,850,129 less than the Jul-Feb 2025 period. Significant disbursements for the period include: Payroll, Health Insurance, USGS, HDR & Bergmann/Colliers. The Regulating District's partnership with Solar Liberty culminated in the receipt of a credit in the amount of \$21,844.08 from National Grid for the installation of the electric vehicle charging stations. When combined with a previously received credit from the New York State Energy Research and Development Authority (in the amount of \$6,380.00), it brings the total received to \$28,244.08 and reduces the cost of the charging stations by forty-seven percent to \$31,765.32. The Regulating District's submission of Form 900-T and supporting schedules to apply for clean energy tax credits for the rooftop solar that were included in the Inflation Reduction Act of 2022 has, just this morning, been approved by the Internal Revenue Service further reducing the system's final cost. Mr. Reagan inquired as to whether the EV charging stations are receiving any use. Mr. Callaghan indicated that use has been low, but that the hope is use will increase as awareness of the chargers increases. Mrs. Ruzycky added that the chargers have recently been added to a statewide inventory of available charging stations maintained by the Office of General Services. Mr. Reagan asked if there would be anything else we could convert to electric at the Sacandaga Field Office to derive more value from the solar power being produced. Mr. Callaghan replied that it is a net-metering system, so that the Regulating District's bill is credit proportional to the solar power generated; before adding that enhancements at the Sacandaga Field Office over the last couple years to increase energy efficiency and reduce costs will continue.

Mr. Maniccia reported that the Regulating District's transactional processing and reporting are current.

Mr. Maniccia presented an affidavit evidencing necessary and reasonable Board expenses incurred by Richard Bird (\$285.00) and Tim Reagan (\$153.70) in the course of their duties as Board Members. Mrs. Allen moved to approve payment of such expenses. Mr. DeWitt seconded and the Board passed the motion in a unanimous vote.

Mr. Foltan presented the Chief Engineer's report. Therein Mr. Foltan noted that the February average daily release from the Sacandaga Reservoir (Great Sacandaga Lake) was approximately 1,180 cubic feet per second (cfs). Precipitation during the month of February was below average across the Great Sacandaga Lake watershed and below average in the Indian Lake

watershed. The monthly inflow to Great Sacandaga Lake and Indian Lake reservoir was approximately 43% and 43% of historic average, respectively. Monthly release of water from Great Sacandaga Lake and Indian Lake measured 42% and 61% of historic average, respectively.

The February average daily release from Stillwater Reservoir was approximately 270 cfs. Monthly total precipitation measured 24%, 26%, and 25% of historic average at Stillwater, Old Forge, and Sixth Lake, respectively, as of February 18th. Precipitation in the month of February was below average at Stillwater, and below average at Old Forge and Sixth Lake. The monthly inflow to Stillwater Reservoir was approximately 33% of historic average. The inflow to Sixth Lake and Old Forge Reservoir totaled 0.04 and 0.10 billion cubic feet, respectively, in February. Release of water from Stillwater Reservoir averaged 49% of historic discharge.

RESOLUTION SCHEDULING DATE AND TIME OF THE MAY 12, 2026 REGULAR BOARD MEETING

Chair Finkle asked for a motion to adopt a resolution setting the date, time and location for the next Regular Board meeting of the Board of the Hudson River-Black River Regulating District for Tuesday, May 12, 2026 at the Sacandaga Field Office, 737 Bunker Hill Road, Mayfield, NY 12117 at 10 AM.

Mr. Hayes moved to adopt the resolution setting the date, time and location of the Regular meeting. Mrs. Allen seconded and the Board adopted the resolution by unanimous vote.

ADJOURNMENT

Chair Finkle called for a motion to adjourn the meeting. Mr. Hayes advanced the motion. Mrs. Allen seconded. The meeting adjourned at 11:12 A.M.

26-02-03 RESOLUTION AUTHORIZING THE PURCHASE OF OTT HYDROMET CLOUD SERVICES WEB-BASED ELEVATION DATA HOSTING FOR INDIAN LAKE OLD FORGE AND SIXTH LAKE RESERVOIRS

Board Chair Finkle asked for a motion to adopt the resolution. Mr. Reagan moved to adopt the resolution authorizing the expenditure of up to \$9,302.00 for equipment and services from HydroMet to establish a web-based, real-time reservoir elevation data webpage for Indian Lake, Sixth Lake and Old Forge. Mr. DeWitt seconded and the Board adopted the resolution by unanimous vote.

26-03-03 RESOLUTION TO APPROVE AMENDMENT #9 INDIAN LAKE FIRST ENGINEERING ASSESSMENT CONTRACT C032013

Board Chair Finkle asked for a motion to adopt the resolution. Mr. Hayes moved to adopt the resolution authorizing an amendment to contract C032013 with Colliers Engineering & Design to include construction observation services through September 2026 increasing the contract value by \$422,000 to a total

contract price not-to-exceed \$3,410,378. Mrs. Allen seconded and the Board adopted the resolution by unanimous vote.

26-04-03 RESOLUTION AUTHORIZING THE INSTALLATION OF A FIRE ALARM SYSTEM AT THE SACANDAGA FIELD OFFICE FACILITIES

Board Chair Mark Finkle asked for a motion to adopt a resolution authorizing the procurement and installation of a new fire alarm system from Daisy Ventures NY Inc., a New York State certified MWBE vendor at an expenditure not to exceed \$16,750.00 for the purchase and installation of the system, plus an ongoing monitoring fee of \$525.00 per year, with the identified transfer in the Fiscal Year 2025-26 budget. Mr. Hayes moved to adopt the resolution and Mr. Reagan seconded. The Board adopted the resolution by unanimous vote.

26-05-03 RESOLUTION TO SATISFY ANNUAL REVIEW AND APPROVAL OF THE REGULATING DISTRICT'S INVESTMENT POLICY

Board Chair Finkle asked for a motion adopting the resolution. Mr. Candido made a motion to adopt the resolution to satisfy the annual review and approval of the Regulating District's Investment policy. Mrs. Allen seconded and the Board unanimously approved the motion.

26-06-03 RESOLUTION TO SATISFY ANNUAL REVIEW AND APPROVAL OF THE REGULATING DISTRICT'S PROCUREMENT POLICY

Board Chair Finkle asked for a motion adopting the resolution. Mr. Candido made a motion to adopt the resolution approving the revision to the policy and satisfying the annual required review and approval of the Regulating District's Procurement policy. Mr. Hayes seconded and the Board unanimously approved the motion.

26-07-03 RESOLUTION TO ANNUALLY REVIEW AND APPROVE THE REGULATING DISTRICT'S DISPOSITION OF PROPERTY GUIDELINES PURSUANT TO SECTION 2896(1) OF THE PUBLIC AUTHORITIES LAW

Board Chair Finkle asked for a motion adopting the resolution. Mr. Candido made a motion to adopt the resolution to satisfy the annual review and approval of the Regulating District's Disposition of Property policy. Mr. Hayes seconded and the Board unanimously approved the motion.

26-08-03 RESOLUTION TO HIRE TEMPORARY SEASONAL LABORERS TO SUPPLEMENT PERMANENT STAFF IN THE HUDSON RIVER AREA AND BLACK RIVER AREA

Board Chair Finkle asked for a motion to adopt the resolution. Mr. Candido moved to adopt the resolution authorizing the employment of six (6) temporary seasonal

laborers in the Hudson River Area and Black River Area at a rate of \$18.00/ hour for a period to be determined based on operational needs, but not to exceed 26 weeks in 2026. Mr. Reagan seconded and the Board adopted the resolution by unanimous vote.

26-09-03 RESOLUTION APPROVING BUDGET & FINANCIAL PLAN REQUIRED PURSUANT TO SECTION 2801 OF PUBLIC AUTHORITIES LAW

Mr. DeWitt made a motion to adopt the resolution approving the budget & financial plan required pursuant to section 2801 of the Public Authorities Law. Mr. Reagan seconded and the Board approved the motion by unanimous vote.

26-10-03 RESOLUTION SCHEDULING DATE AND TIME OF THE MAY 12, 2026 REGULAR BOARD MEETING

Mr. Hayes moved to adopt the resolution setting the date and time of the May 13, 2025 Regular Board meeting. Mrs. Allen seconded and the Board adopted the resolution by unanimous vote.

Robert P. Leslie
Secretary

Mark M. Finkle
Board Chairman

TO: Members of the Board
 FROM: John C. Callaghan, Executive Director
 RE: Report to the Board
 DATE: May 12, 2026

Since the March Board Meeting, transmitted nine (9) weekly operations updates reports to the Executive Chamber.

During the reporting period, conducted two (2) senior staff meetings and one (1) full staff meeting. Worked closely with the permit department to properly address ongoing encroachments and other permit issues.

PERMITS DEPARTMENT HIGHLIGHTS

Dan Kiskis, Field Supervisor
 Danielle Dunn, Senior Field Assistant

- Reviewed, processed & filed one hundred sixteen (116) work permit applications.
- Processed twelve (12) name change applications and erected thirty-four (34) signs.
- Processed twenty-nine (29) new permits and erected seven (7) signs.
- Performed three (3) one-line resurveys and one (1) two-line resurvey.
- Removed fifty-five (55) “failed to renew” permit signs and tagged personal items.
- Erected four (4) permit signs following late renewals.
- Assisted NYSDEC/ Hemlock Initiative with Hemlock Woolly Adelgid mitigation.
- Performed two (2) wingwall monitoring surveys at Conklingville Dam.
- Performed five (5) snow surveys.
- Met with applicants and regulatory agencies on permit applications.
- Inspected remediation sites; other numerous site visits & survey activities as required.
- Research customer complaints/ property boundary issues as required.
- Ongoing coordination with NYSDEC on several Access Permit Area issues.
- Review and coordination with General Counsel and Executive Director on MGH Estates and Woods Hollow Campground applications.
- Weekly coordination meetings with Executive Director.

Other notable items from the reporting period:

- With Chief Engineer & Operations Engineer, participated in regular Conklingville Dam rehabilitation progress/ check-in call with OGS & Bergmann/ Colliers on 3/10, 3/24, 4/7, 4/21 & 5/5.
- With Chief Engineer & Operations Engineer, participated in regular bi-weekly Indian Lake Dam rehabilitation project coordination calls on 3/12, 3/25, 4/8, 4/22 & 5/6.
- With Chief Engineer & Operations Engineer, participated in regular bi-weekly Sixth Lake & Old Forge Dams rehabilitation project coordination calls on 3/11, 3/25, 4/8, & 4/22.
- With Chief Engineer, participated in OGS’s 100% design construction estimate review on 3/18 & 3/20.
- With CFO, met with Logical Net to discuss new contract for MSP services on 3/18.

- With Chief Engineer, participated in monthly operational coordination meeting with Brookfield Renewable on 3/19 & 4/21.
- Attended Mohawk Watershed Symposium at Union College on 3/20.
- With Chief Engineer and Operations Engineer, met with Arcadis & Tioga to discuss trash rack configuration for Old Forge & Sixth Lake Dams project on 3/25.
- With General Counsel & CFO, participated in check-in calls with Executive Chamber on 3/25, 4/15 & 5/6.
- With Chief Engineer, presented on Conklingville Dam at the NYS Canal Corporation/ NYPA Dam Safety & Civil Works Committee (DSCWC) at its annual meeting on 3/26.
- With Chief Engineer, Operations Engineer & HRA personnel, provided a tour of the Conklingville Dam to the NYS/ NYPA DSCWC on 3/27.
- With Chief Engineer and Operations Engineer, along with FERC and design team, participated in potential failure mode analysis (PFMA) discussion regarding Conklingville Dam rehabilitation on 3/31.
- Met on site in Old Forge with Tioga Construction, Town of Webb representatives, and the Northern Forest Canoe Trail personnel on 4/9 to discuss public access and safety issues.
- With Chief Engineer and Operations Engineer, attended rock anchor pre-installation conference with Arcadis & Tioga for Old Forge & Sixth Lake Dams project on 4/16.
- Toured prospective HRAO office space with HRAO staff on 5/4.
- Provided Old Forge dam rehabilitation update to Town of Webb representatives on 5/4.
- Attended Safe Lake Initiative summer safety meeting at Fulton County public safety building on 5/5.
- Toured Old Forge and Sixth Lake Dams with Northern Forest Canoe Trail personnel and representatives from Arcadis and Tioga on 5/9.

Technical Advisor – *Robert Foltan*

RESOLUTION AUTHORIZING THE EXPENDITURE OF \$6,553.77 FOR PURCHASE OF SIX REPLACEMENT SECTIONS OF LOG BOOM FOR STILLWATER DAM

WHEREAS, the Regulating District employs safety and debris “log” booms upstream of its dams to regulate vessel access and to prevent trash, logs, vegetation and other surface debris from accumulating; and

WHEREAS, these log booms provide important public safety benefits, creating a physical and visual deterrent to clearly define dangerous zones and prevent boaters from getting too close to dams and other critical water-retaining infrastructure; and

WHEREAS, in June of 2024, via resolution 24-38-06, and in May 2025, via resolution 25-12-05, the Board authorized replacement of six log booms employed at Stillwater Dam in most dire need of replacement; and

WHEREAS, these six log booms are in addition to those purchased in 2024 & 2025; and

WHEREAS, staff have determined that an additional six sections of the TuffBoom booms in use at Stillwater Dam are showing wear and tear and are due for repair and/or replacement; and

WHEREAS, the Regulating District has identified safety concerns related to the frequent retrieval/ repair/ reattachment of boom sections; and

WHEREAS, staff has solicited and received a quote from Worthington Waterway Barriers for new polyethylene “TuffBoom” log boom sections with interconnection hardware, anchor connections and chains; and

WHEREAS, staff has concluded the quote provided of \$6,553.77 to be reasonable; and

WHEREAS, the TuffBoom system comes with a 50-year warranty, and is in use by the Regulating District at the Conklingville Dam, the Stillwater Dam, and will be deployed at the Stillwater Dam; and

WHEREAS, staff has not identified another suitable product or provider that meet the Regulating District’s specifications or needs;

NOW THEREFORE BE IT RESOLVED, that that the expenditure of \$6,553.77 is authorized for the purchase of six replacement log boom sections from Worthington Waterway Barriers; and

Approved as to form:

Robert P. Leslie
General Counsel

Motion was made by Mr./Mrs. _____ and seconded by Mr./Mrs. _____ that the Resolution be approved.

Present and voting:

<u>MEMBER</u>	<u>AYE</u>	<u>NOE</u>	<u>ABSTAIN</u>
Mr. Finkle.....	_____	_____	_____
Mr. Hayes.....	_____	_____	_____
Mr. DeWitt.....	_____	_____	_____
Mr. Bird.....	_____	_____	_____
Mr. Candido.....	_____	_____	_____
Mr. Reagan.....	_____	_____	_____
Ms. Allen.....	_____	_____	_____

Technical Advisor – Mr. Maniccia

**RESOLUTION TO AWARD THE REGULATING DISTRICT'S
MARINE INSURANCE PROGRAM AND APPROVE MARINE INSURANCE
PROPOSAL FOR POLICY YEAR JULY 1, 2026 THROUGH JUNE 30, 2027**

WHEREAS, the Board has determined the Marine Insurance Program for policy year July 1, 2026 through June 30, 2027 to be a necessary service, and

WHEREAS, Marine Insurance coverage has historically existed separate and apart from the other insurance coverages obtained by the Regulating District, in part because the term of the coverage differs from that of the other insurance coverages the Regulating District obtains, and

WHEREAS, Marine Insurance coverage consists of marine liability coverage, which protects shipowners and operators against liabilities and expenses arising from the operation of their vessels, including third-party liabilities, collision liabilities, wreck removal costs, and crew liabilities, and

WHEREAS, Marine Insurance coverage also consists of hull coverage, which covers damage to the hull, deck, and other structural components of the boat caused by accidents, such as collisions, grounding, or storms as well as coverage for theft, vandalism, and fire damage, and

WHEREAS, Arthur J. Gallagher has satisfactorily served as the Regulating District's insurance broker for many years, including in the provision of Marine Insurance coverage, and

NOW THEREFORE BE IT RESOLVED, that the Board hereby awards the Regulating District's Marine Insurance Program to Arthur J. Gallagher, for the policy year of July 1, 2026 through June 30, 2027, and

NOW BE IT FURTHER RESOLVED that the Board hereby approves the Marine Insurance policy proposal for the fiscal period of July 1, 2026 through June 30, 2027 for an amount estimated at \$5,750.00.

Approved as to form:

Robert P. Leslie
General Counsel

Motion was made by Mr./Mrs. _____ and seconded by Mr./Mrs. _____ that the Resolution be approved.

Present and voting:

<u>MEMBER</u>	<u>AYE</u>	<u>NOE</u>	<u>ABSTAIN</u>
Mr. Finkle.....	_____	_____	_____
Mr. DeWitt.....	_____	_____	_____
Mr. Candido.....	_____	_____	_____
Mr. Hayes.....	_____	_____	_____
Mr. Bird.....	_____	_____	_____
Mr. Reagan.....	_____	_____	_____
Ms. Allen.....	_____	_____	_____

Technical Advisor – Mr. Maniccia

**RESOLUTION AUTHORIZING THE EXECUTIVE DIRECTOR TO
ENTER INTO A SECOND AMENDMENT TO THE APRIL 2023 AGREEMENT
WITH LOGICALNET FOR INFORMATION TECHNOLOGY SERVICES**

WHEREAS, LogicalNet Corporation (LogicalNet) has provided managed network services to the Regulating District since December 2019; and

WHEREAS, Pursuant to resolution 23-07-03, adopted on March 29, 2023, the Board authorized staff to enter into a new agreement with LogicalNet for the continued provision of managed network services and to make recommendations responsive to the then ongoing Office of the State Comptroller’s audit regarding security over critical systems; and

WHEREAS, Pursuant to resolution 24-40-06, adopted on June 20, 2024, the Board authorized amending the 2023 agreement with LogicalNet for the enhanced provision of managed network services, and authorized the purchase of servers and other recommended hardware; and

WHEREAS, LogicalNet continues to provide recommendations to increase the Regulating District’s cybersecurity awareness and defenses; as well as the functionality of its information technology infrastructure; and

WHEREAS, the Regulating District seeks to align this second amendment to the 2023 agreement with its upcoming three-year budget cycle, which begins on July 1, 2027; and

WHEREAS, the Regulating District also seeks to enter into a competitive procurement for managed network services and present its recommendation for the Board’s consideration in advance of the start of the next three-year budget cycle on July 1, 2027; and

NOW THEREFORE BE IT RESOLVED, that the Board of the Hudson River-Black River Regulating District authorizes the Executive Director to enter into a second amendment, extending the 2023 agreement with LogicalNet, as amended, through June 30, 2027, for an additional amount not-to-exceed \$47,204.00, consisting of managed network services, the labor cost associated with the previously authorized replacement of the Regulating District’s existing servers and the cleanup of the existing cables in the basement of the Sacandaga Field Office.

Approved as to form:

Robert P. Leslie
General Counsel

Motion was made by Mr./Mrs. _____ and seconded by Mr./Mrs. _____ that the resolution be approved.

Present and Voting:

<u>MEMBER</u>	<u>AYE</u>	<u>NOE</u>	<u>ABSTAIN</u>
Mr. Finkle.....	_____	_____	_____
Mr. DeWitt.....	_____	_____	_____
Mr. Candido.....	_____	_____	_____
Mr. Hayes.....	_____	_____	_____
Mr. Bird.....	_____	_____	_____
Mr. Reagan.....	_____	_____	_____
Ms. Allen.....	_____	_____	_____

Technical Advisor – *Ms. Ruzycky*

RESOLUTION AUTHORIZING THE INSTALLATION OF A SECURITY SYSTEM AT THE SACANDAGA FIELD OFFICE FACILITIES

WHEREAS, the safety and security of the personnel and property at the Sacandaga Field Office and Maintenance Garage are top priorities for the Regulating District; and

WHEREAS, the Sacandaga Field Office receives a disproportionate amount of public visitation compared to other Regulating District facilities; and

WHEREAS, frequently, just one Regulating District employee is present at the Sacandaga Field Office during periods of high customer volume; and

WHEREAS, staff solicited a proposal to enhance site security through installation of a multi-component system from Adirondack Cabling Inc. (DBA Adirondack Security); an authorized New York State OGS vendor under Contract PT68748; and

WHEREAS, Adirondack Security proposes to install a security system which will include: a panic alert for the administrative office which when activated will trigger a strobe and horn notification within the maintenance building to alert maintenance staff to the intrusion within the administrative offices; a mechanism to simultaneously notify emergency dispatch; a video intercom to facilitate remote visitor screening; and new secure door locks; and

WHEREAS, the total cost for the equipment, installation, and one year of monitoring services is \$6,733.65;

NOW, THEREFORE, BE IT RESOLVED, that the Hudson River – Black River Regulating District Board hereby accepts the March 31, 2026 proposal from Adirondack Cabling Inc. and authorizes staff to expend an amount not to exceed \$6,733.65 for the procurement and installation of the specified security system components; and

BE IT FURTHER RESOLVED, that the Board authorizes an additional expenditure not to exceed \$7,200.00 in total (\$6,733.65 plus \$466.35) for the completion of the project, including any necessary installation contingencies, and does hereby authorize the following transfer in the Fiscal Year 2025-26 budget.

Account Number	Account Name	Increase	Decrease
5230-0200	Other Equipment	\$7,200	
5350-0200	Equipment Repair & Parts		\$7,200

Approved as to form:

Robert P. Leslie
General Counsel

Motion was made by Mr./Mrs. _____ and seconded by Mr./Mrs. _____ that the Resolution be approved.

Present and Voting:

<u>MEMBER</u>	<u>AYE</u>	<u>NOE</u>	<u>ABSTAIN</u>
Mr. Finkle	_____	_____	_____
Mr. Candido	_____	_____	_____
Mr. Hayes	_____	_____	_____
Mr. De Witt	_____	_____	_____
Mr. Bird	_____	_____	_____
Mr. Reagan	_____	_____	_____
Mrs. Allen	_____	_____	_____



Adirondack Cabling, Inc.
3 Rosell Drive
Ballston Lake, NY 12019
(518) 452-0124

Proposal No. 30935
Date: 3/31/2026
Sales Rep: Matt Lee
Proposal Expires: 5/30/2026

P R O P O S A L

Company **Hudson River-Black River Regulating District**
Address 737 Bunker Hill Road
City Mayfield
State / Zip NY 12117

Contact Matthew Ginter
Phone (518) 661-5535
Cell 0
email mginter@hrbrd.ny.gov

Description

Project - Panic Button - add on (additional options)

Equipment based off NYS State Contract (PT68748)

ITEM 01 - BASE PROPOSAL	Qty	Unit Price	Extended
Bosch B4512K-C-920 Alarm Control Panel Kit - includes Bosch B4512 control panel, B920 2-Line Alphanumeric Intrusion LCD Keypad, wall mount enclosure, power supply.	1	\$329.60	\$329.60
Bosch ISC-PB1-100 ND 100 GLT Panic Button	1	\$16.00	\$16.00
- Required 18/2 plenum wire / misc pathway hardware / cable supports			\$110.00
- Price includes 1 year of CMS Monitoring Services / Dialing / Call Burg Service. (Billed annually after first year)			\$202.00
- Labor based off NYS State Contract - Prevailing Wage - Fulton County			\$1,792.80
- ITEM 01 Assumption - customer to provide spare dial tone (POTS line) for emergency dispatch - Price includes all associated labor - cabling / installation / activation / programming / testing			
BASE Proposal Total			\$2,450.40
ITEM 02 - STROBE / HORN ADD ON - MAINTENANCE BUILDING	Qty	Unit Price	Extended
ADI PRO 0E-OUTDSIRSB Indoor/Outdoor 120dB Siren/Strobe, Blue	1	\$122.99	\$122.99
- Required 18/2 outdoor rated wire / misc pathway hardware / cable supports			\$192.50
- Labor based off NYS State Contract - Prevailing Wage - Fulton County			\$1,792.80
- ITEM 02 Assumptions - 2 techs required for cable pull from main office to maintenance building. - Price reflects no issues with existing underground conduit from main office to maintenance building. - Adirondack to utilize existing pull string for new cable (and will replace with new pull string) - Price includes all associated labor - cabling / installation / activation / testing			
ITEM 02 Total			\$2,108.29
ITEM 03 - VIDEO DOOR INTERCOM	Qty	Unit Price	Extended
Aiphone JVS-1V Box Set with Master Station, Door Station, and Power Supply	1	\$800.80	\$800.80
Aiphone AJ-MCWSB Desk Stand, Adjustable	1	\$36.96	\$36.96
- Required Aiphone 2 conductor plenum wire / misc pathway hardware / cable supports			\$142.00
- Labor based off NYS State Contract - Prevailing Wage - Fulton County			\$1,195.20
- ITEM 03 Assumptions - Price reflects no issues with existing access control system, integration (door release function) to existing electric strike on front main door - Price includes all associated labor - cabling / installation / activation / testing			
ITEM 03 Total			\$2,174.96
OVERALL Total			\$6,733.65
			(Add applicable Sales Tax)



Adirondack Cabling, Inc.
3 Rosell Drive
Ballston Lake, NY 12019
(518) 452-0124

Proposal No. 30935
Date: 3/31/2026
Sales Rep: Matt Lee
Proposal Expires: 5/30/2026

PROPOSAL

SCOPE OF WORK / GENERAL ASSUMPTIONS

- Adirondack Cabling will furnish all noted materials (above) and labor for this installation.
- Work to be performed during business hours.
- Manufacturer warranties are provided on all materials and one year for workmanship.
- Customer is responsible for any onsite delays or issues caused by others.
*** - Please note the 'Proposal Expires' date above (30 days). Due to imposed Tariffs, pricing is subject to change.
- Please confirm pricing before signing proposal or issuing a PO.

Installation Location

Company: Hudson River-Black River Regulating District
Contact Name: Matthew Ginter
Address: 737 Bunker Hill Road
City: Mayfield State/Zip: NY 12117
Phone: (518) 661-5535 Cell: 0

APPROVAL (Signatures are required prior to start of project)

Customer Signature Title Date:

Customer P.O No.

Adirondack Cabling, Inc. Signature Title Date:

Payment:

Adirondack Cabling Inc. will invoice Customer 30% upon signed contract, 40% upon 50% completion, and 30% upon 100% completion. Payment terms are net 30 days from invoice date.

General Provisions:

This Proposal is subject to the terms and conditions of the Adirondack Cabling Inc./Adirondack Security General Terms and Conditions located at https://www.adirondacksecurity.com/terms-and-conditions and as amended from time to time, which are hereby incorporated by reference and made part of this Proposal.

Technical Advisor – Mr. Callaghan

**RESOLUTION TO AUTHORIZE PURCHASE OF STONE AGGREGATE
FOR EROSION CONTROL AT GREAT SACANDAGA LAKE**

WHEREAS, the Regulating District, arising from Article 403 of the License issued by the Federal Energy Regulatory Commission (FERC) for the Great Sacandaga Lake Project (FERC No. 12252) is required to file, for FERC approval, a plan to monitor erosion and slope stability and to identify, minimize, and remediate any erosion or sedimentation resulting from project construction and operation; and

WHEREAS, the Regulating District has over the course of many years developed and implemented a system for identifying and prioritizing erosion control projects in accordance with Article 403; and

WHEREAS, the Regulating District has invested significantly in the ownership, regular maintenance and operation of equipment that allows it to address these erosion control projects; and

WHEREAS, the Regulating District annually spends significantly on the purchase of stone aggregates necessary to complete projects that minimize and remediate erosion or sedimentation resulting from rehabilitation and operation of the Great Sacandaga Lake Project; and

WHEREAS, the Regulating District in each instance of the procurement of such stone aggregate seeks and obtains the best value for the purchase of this vital commodity; and

NOW THEREFORE BE IT RESOLVED, that the Board of the Regulating District hereby authorizes the Regulating District to purchase up to 500 tons of stone aggregate from Heidelberg Materials of Coeymans, NY at the quoted price of \$28.65 per ton (including delivery) to enable the Regulating District to address its highest priority erosion control projects for the remainder of Fiscal Year 2025-26.

BE IT FURTHER RESOLVED, the Board authorizes the following transfer in the Fiscal Year 2025-26 budget:

Account Number	Account Name	Increase	Decrease
5360-0200	Erosion Control	21,550	
5350-0200	Equipment Repairs & Parts		21,550

Approved as to form:

Robert P. Leslie
General Counsel

Present and voting:

<u>MEMBER</u>	<u>AYE</u>	<u>NOE</u>	<u>ABSTAIN</u>
Mr. Finkle.....	_____	_____	_____
Mr. Hayes.....	_____	_____	_____
Mr. DeWitt.....	_____	_____	_____
Mr. Bird.....	_____	_____	_____
Mr. Candido.....	_____	_____	_____
Mr. Reagan.....	_____	_____	_____
Ms. Allen.....	_____	_____	_____

To: Members of the Board
From: Robert Leslie, General Counsel
Re: General Counsel's Report to the Board
Date: Prepared April 30, 2026 for the May 12, 2026 Meeting

Acting as Board Secretary, Counsel addressed issues pertaining to the conduct of the May 12, 2026 Regular Board Meeting; including overseeing preparation of agendas, the board packets, meeting space, etc. Counsel worked with the Executive Director and staff to anticipate issues which could arise as the Board holds the regular monthly meeting in-person and on-line.

Mr. Leslie and Mr. Callaghan continue to engage with the Division of State Counsel and the General Recoveries Unit of the OAG's Civil Recoveries Bureau regarding the affirmative case seeking redress against Erie Boulevard Hydropower, L.P.

In June 2024, the Regulating District received notice that on June 6th a mason working for a sub-contractor on the Indian Lake rehabilitation project suffered an injury due to a fall. Counsel is working with counsel for the insurance company representing the Regulating District and its prime contractor to meet discovery demands advanced by Plaintiff's counsel.

Counsel provided advice and counsel on various annual reporting requirements, outside activity requests, contracting, records retention and permitting matters.

To: Members of the Board & Sr. Staff

From: Stephanie V. Ruzycky, Director of Administrative Services

Re: Report to the Board

Date: April 30 (for the May 12, 2026 Meeting)

Highlights

Database Management

- Access permit oversight: Daily online payment verification/reconciliation.

Compliance and Reporting

- Internal Control: Completed compliance audits for HRAO and SFO.
- Attended NYS Most Integrated Setting Coordinating Council (MISCC) and the Great Sacandaga Lake Advisory Council (GSLAC) meetings.

Human Resources

- Participated in the quarterly Labor Management meeting.
- Managing the seasonal laborer recruitment process, including applicant screening, resume reviews, and interview scheduling;

Contract Activity

- Indian Lake Dam (Contract C032013): Filed Amendment 9 with OSC and forwarded to Colliers (Bergmann).
- SFO Facilities: Finalized SFO fire alarm system procurement and installation. The project is now complete. Working with Operations Manager on new SFO security system.

MWBE & SDVOB Administration

- Submitted Q4 MWBE, EFC, and SDVOB reports.
- Participated in MWBE strategic review meeting.
- Conducted product sourcing and outreach utilizing the MWBE and SDVOB state directories.

Information Technology Management

- Consulted with Interactive Media Consulting, LLC. (IMC) regarding the permit database and online work permit applications.
- Resolved computer and equipment technical issues.
- Managed the creation and publication of social media communications.

Public Authority Reporting

As a reminder, pursuant to Public Authority Law §2879 the Board must review and approve Procurement Contracts annually. The Contract Reports provided in the Board Meeting packet each month satisfy this requirement.

NON-LEGAL CONTRACT STATUS - as of 04/30/2026

Contract Number	Contract Name	Proc Type	Ins Date	Contract Period	Date Approved AG's Office	Date Approved OSC	Contract NTE Amount	Contract Expenditures	Contract Balance
C022012	HDR - Stillwater Dam Breach Analysis	RFQ	WC-06/01/26 D-12/31/25	06/10/2014-12/31/2018 Amendment #1 Amendment #2 Amendment #3 (Ext - 12/31/2020) Amendment #4 (\$28,500) Amendment #5 (\$65,000 ext 12/31/2023) Amendment #6 (Ext - 12/31/2026)	8/13/2014 11/10/2015 6/12/2018 12/3/2018 12/3/2018 11/19/2021 12/20/2023	9/24/2014 1/11/2016 6/28/2018 2/11/2019 2/11/2019 11/23/2021 12/29/2023	\$ 28,000 \$ 8,750 \$ 22,000 \$ 28,500 \$ 65,000	\$ 150,723	\$ 1,527
	USGS - (Gauge Services)	n/a	n/a	7/1/2024 - 6/30/2027			\$ 571,890	\$ 355,611	\$ 216,279
	Fiscal Advisors and Marketing Inc.	n/a	n/a	Contract Amendment (increase \$26,500)	n/a	n/a	\$ 41,125	\$ 13,031	\$ 28,095
C032013	Bergmann Associates, Inc. PC 1st Eng. Study - Indian Lake	RFQ	WC-02/27/2027 D-Indefinite	4/8/2014-12/31/2018 Amendment #1 Amendment #2 Amendment #3 Amendment #4 (ext - 12/31/21) Amendment #5 (ext -12/31/25 & NTE) Amendment #6 Increase \$929,186.00 Amendment #7 Increase \$145,000 Amendment #8 Increase \$545,000 Amendment #9 Increase \$422,000	6/19/2014 11/7/2014 1/9/2017 4/3/2018 2/26/2019 9/27/2021 1/31/2024 1/31/2025 5/22/2025 5/22/2025	7/29/2014 12/4/2014 1/27/2017 4/26/2018 3/20/2019 10/8/2021 2/27/2024 2/12/2025 6/6/2025 6/6/2025	\$ 169,156 \$ 9,420 \$ 119,890 \$ 7,335 \$ 3,410,378		OC -\$137,978.41 G - \$94,015.97
C062016	Arcadis - Old Forge/Sixth Lake Recommendation for Remedial Measures	RFQ	WC-10/01/25 D-01/01/27	NTP - 09/30/2022 Amendment # 1 (Ext 12/31/25) Amendment #2 (Increase NTE 4,634,000 and ext 12/31/28)	2/20/2018 10/20/2023 10/6/2025	4/27/2018 11/4/2023 10/31/2025	\$ 4,634,000	\$ 1,277,914	\$ 3,356,086
C032018	HDR - Conklingville Dam 4th Part 12	RFQ	WC-06/01/26 D-12/31/25	NTP-12/31/2025 Amendment #1 (NTE 69,050) Amendment #2 (NTE 148,840) Amendment #3 (NTE 162,840) Amendment #4 (NTE 179,840) Amendment #5 (ext 12/31/2025)	N/A 11/12/2019 4/6/2021 3/17/2022 4/21/2023 12/18/2023	N/A 11/27/2019 4/14/2021 3/24/2022 5/3/2023 12/21/2023	\$ 126,554	\$ 120,954	\$ 5,600
D012023	CD Perry - Indian Lake Dam Rehabilitation	IFB	WC - 04/01/2026 D - 10/31/2025	08/01/2023 - 12/31/2025 Amendment #1 (Increase NTE & ext 12/31/2026)	9/1/2023 8/14/2025	10/10/2023 8/22/2025	\$ 18,326,379	\$ 11,064,060	\$ 6,434,231
							\$ 39,200	\$ 38,929	\$ 271
C022021	MJ Engineering - Conklingville Dam LIDAR Survey	RFQ	WC-09/01/25 D-12/31/24	07/01/2021 - 12/31/2024 Amendment #1 Ext (06/30/2027 NTE \$42,000)	8/27/2021	9/17/2021	\$ 42,000	\$ 34,500	\$ 7,500
C012023	HDR - Conklingville Dam 5th Part 12D	RFQ	WC-06/1/26 D- 12/31/25	11/07/2023 - 12/31/2026	1/17/2024	2/12/2024	\$ 369,500	\$ 369,481	\$ 19
C022023	Gomez & Sullivan - Conklingville Dam Inundation Mapping	RFQ	WC -03/18/25 D-03/18/25	11/01/2023 - 12/31/2026	1/25/2024	2/28/2024	\$ 44,000	\$ 18,561	\$ 25,439
C012024	EFPR Group, LLC - Independent Audit Services	RFP	WC -10/01/25 D-01/01/25	05/1/2024 - 04/30/2027	5/23/2024	n/a	\$ 80,400	\$ 52,800	\$ 27,600
C022024	HDR - Stillwater 9th Part 12	RFQ	WC- 06/01/26 D-12/31/2025	09/19/2024 - 12/31/2027	N/A	N/A	\$ 379,500	\$ 363,981	\$ 15,519
Totals							\$ 28,522,977	\$ 10,102,646	

LEGAL SERVICES CONTRACTS STATUS - as of 04/30/2026

Contract Number	Firm	Contract Name	Contract Period	Date Approved AG's Office	Date Approved OSC	Contract Amount	Expended to Date	Remaining Funds
C012022	Harris Beach, PLLC	Bond Counsel Services	04/01/2022 - 2024 w/ two one year ext option Amendment #1 (increase NTE \$45,000) A#2 (NTE \$60,000 and ext 04/01/2025) A#3 (NTE \$75,000 and ext 04/01/2026)	4/28/2022 7/14/2023 4/25/2024 4/25/2025		\$75,000.00	\$74,975	\$25
Totals						\$ 75,000	\$ 74,975	\$ 25



Hudson River - Black River Regulating District

KATHY HOCHUL
Governor

MARK M. FINKLE
Chairman

JOHN C. CALLAGHAN
Executive Director

To: Members of the Board and Senior Staff
From: Timothy M. Maniccia, CFO
Re: CFO Report to the Board
Date: April 30, 2026 for the May 12, 2026 Meeting

District Fiscal Outlook Highlights

Fiscal Summary

For the month ending April 30, 2026, bank deposits and investments for the Hudson River Area (HRA) and Black River Area (BRA) totaled \$4,930,363 and \$1,766,055, respectively. When combined (totaling \$6,696,418), this amount is \$1,118,699 or 14.3% less than the same period last year. Notwithstanding this reduction, both the HRA and BRA continue to have sufficient liquidity to meet their anticipated obligations.

Year-to-date Regulating District Expenses exceeded Revenue by \$561,541. This amount is \$5,275,579 less than the July-April 2025 period. This very substantial variance arises largely because of the \$6.1 million in engineering and construction at Indian Lake that was undertaken and financed by the Regulating District during the July-April 2025 period. This is roughly \$5 million more than the same period in the current fiscal year. This difference does not indicate a reduction in activity, just a change in the source of funds from Regulating District Pay-As-You-Go and borrowing from the New York State Environmental Facilities Corporation to Capital (Re)Appropriations in the New York State budget.

District transactional processing and reporting were completed in an accurate and timely fashion.

Reporting

Monthly financial forecasts and cash flow reports are attached for the Board's review. Status of Fiscal 2025-26 county/state/federal and hydro assessments are:

- Received \$1,237,820 to date in the BRA.
- Received \$3,064,966 to date in the HRA.

Administration/State Reporting/Sourcing

The Regulating District is current in its reporting to the Authorities Budget Office (ABO) and other State agencies.

Current Period Significant Disbursements

Significant disbursements for March and April included: Biweekly Payrolls (on March 11 and 25 and April 8 and 22, in the amount of \$297,738.56), Health Insurance (for April and May, totaling \$227,551.44), HDR (totaling \$80,015.93), Bergmann/Colliers (in the amount of \$16,489.66) and Daisy Ventures NY Inc. (in the amount of \$15,750.00).

Other

The Regulating District's collaboration with numerous New York State officials at the Executive Chamber, Division of Budget, Department of Environmental Conservation, Office of General Services, Office of the State Comptroller and at the Environmental Facilities Corporation to design processes for management of the Conklingville, Indian Lake and Old Forge/6th Lake Dam rehabilitation projects is ongoing. These efforts are enabling this important work to proceed even as conditions evolve.

Although not directly involved, active monitoring of the negotiations of the State Fiscal Year 2026-27 budget takes time and energy. Like the formulation of the Resolutions presented this month, both required a significant amount of research and analysis, numerous internal conversations as well as meaningful consultation with partners.

The balance of the month was devoted to other financial, procurement, internal control and administrative activities, including completion of the annual Internal Control Certification as required by the Office of the State Comptroller.

HRBRRD - Summary of Key Financial Data
Fiscal Year 2025-26
Year to Date: April 30, 2026

Assessments Receivable

	<u>To Date</u>		<u>Uncollected</u>		# Payers	Amount
	\$ Billed	\$ Rec'd	\$	%		
Hudson River Area						
Current Year	3,854,294	3,064,966	789,328	20.5%		\$ -
* Previous Years	2,638,048	1,320,004	\$ 1,318,044		State Share 09-12	
Black River Area						
Current Year	1,717,691	1,237,820	479,871	27.9%	2	\$ -
* Previous Years	115,321		\$ 115,321			

* see attached report

Cash & Investments

	<u>Funds - Not Reserved</u>			<u>Total Not Reserved</u>	<u>Funds - Reserved **</u>			<u>Funds - Totals</u>		
	<u>Checking</u>	<u>M&T/Money</u>			<u>Sentinel Unrestricted</u>	<u>Sentinel Restricted</u>		<u>Total Reserved</u>	<u>Total Funds</u>	<u>% Reserved</u>
		<u>Mkt</u>	<u>NYS STIP</u>			<u>STIP Carry Over</u>	<u>STIP Carry Over</u>			
Hudson River Area *	379,256	337,484	4,213,623	4,930,363	-	-	-	4,930,363	0.0%	
Black River Area	121,022		1,645,032	1,766,055				1,766,055	0.0%	
Total District	\$ 500,278	\$ 337,484	\$ 5,858,655	\$ 6,696,418	\$ -	\$ -	\$ -	\$ 6,696,418	0.0%	

* The assets of General Board and Hudson River Area operations are consolidated for accounting and reporting purposes.

Budget Analysis

	<u>Revenues</u>			<u>Personnel & Benefit Expenses</u>			<u>All Other Expenses</u>			<u>Total Expenses</u>		
	<u>Budgeted</u>	<u>To Date</u>	<u>% to Date</u>	<u>Budgeted</u>	<u>To Date</u>	<u>% to Date</u>	<u>Budgeted</u>	<u>To Date</u>	<u>% to Date</u>	<u>Budgeted</u>	<u>To Date</u>	<u>% to Date</u>
General Board	-			1,984,802	1,671,505	84.2%	294,829	(336,852)	-114.3%	2,279,630	1,334,654	58.5%
Hudson River Area	4,444,294	3,798,582	85.47%	1,346,240	1,041,414	77.4%	1,729,356	1,612,088	93.2%	3,075,596	2,653,502	86.3%
Black River Area	1,809,191	1,368,489	75.6%	784,340	610,996	77.9%	629,892	1,129,460	179.3%	1,414,232	1,740,456	123.1%
Consolidated Gross	\$ 6,253,485	\$ 5,167,071	82.6%	\$ 4,115,382	\$ 3,323,915	80.8%	\$ 2,654,077	\$ 2,404,697	90.6%	\$ 6,769,459	\$ 5,728,612	84.6%
											\$ (561,541)	

* The budgets of General Board and Hudson River Area operations are consolidated for accounting purposes. General Board expenses are allocated as charges to Hudson River Area and Black River Area operations.

<u>GB Allocation</u>			
<u>Fiscal Year</u>	<u>2024-25</u>	<u>2025-26</u>	<u>2026-27</u>
HRA	88.35%	68.50%	74.33%
BRA	11.65%	31.50%	25.67%
Total	100.00%	100.00%	100.00%

HRBRRD - Summary of Key Financial Data
 Fiscal Year 2025-26
 Year to Date: April 30, 2026

Assessments Receivable

		\$ Billed	\$ Rec'd	\$	Unpaid %	Payers	\$	# Parcels	Remarks
Hudson River Area									
	Current Year	3,854,294	3,064,966	789,328	20.5%		-		
	Previous Years						-		
Black River Area									
	Current Year	1,717,691	1,237,820	479,871	27.9%		\$ -		
	Previous Years						-		

Hydro Dev Lewis Co Oneida Co., Ampersand Hydro Climax Mfg. Corp., Paper Bd. Div. Collection by county expected
 4 monthly payments beginning April 2018
 Filed Chapter 11 turned into county

(1) Previous Years

County	BR	Year	BR Amount	HR Amount	Notes
				115,321	
				-	
Lewis	VE Zehr	1996-15	38,039	38,039	uncollectible
Lewis	Beaverite Prod	2007-08	3,543		uncollectible
Lewis	Beaverite Prod	2008-09	3,543		uncollectible
Lewis	Beaverite Prod	2009-10	3,320		uncollectible
Lewis	Beaverite Prod	2010-11	3,320		uncollectible
Lewis	Beaverite Prod	2011-12	3,320		uncollectible
Lewis	Beaverite Prod	2012-13	4,532		uncollectible
Lewis	Beaverite Prod	2013-14	4,532		uncollectible
Lewis	Beaverite Prod	2014-15	4,532		uncollectible
Lewis	Beaverite Prod	2015-16	4,457	35,100	uncollectible
Jefferson	Brownville Specialty	2010-11	4,762		uncollectible
Jefferson	Brownville Specialty	2011-12	4,762		uncollectible
Jefferson	Brownville Specialty	2012-13	6,501		uncollectible
Jefferson	Brownville Specialty	2013-14	6,501		uncollectible
Jefferson	Brownville Specialty	2014-15	6,501		uncollectible
Jefferson	Brownville Specialty	2015-16	6,394	35,421	uncollectible
Lewis	Croghan Island Mill	2013-14	2,266		uncollectible
Lewis	Croghan Island Mill	2014-15	2,266		uncollectible
Lewis	Croghan Island Mill	2015-16	2,229	6,761	uncollectible
	BRA Total		\$ 115,321	\$ 115,321	

Total Past Due \$ -

HR

HRA Total	\$ -
State Share 09-12	\$ 2,638,048.00
recd 4/1/13	158,417.00
recd 4/1/14	81,858.00
recd 4/1/15	199,620.00
recd 4/1/16	146,722.00
recd 4/1/17	146,078.00
recd 4/1/18	147,094.00
recd 4/1/19	44,037.00
recd 5/1/20	223,470.00
recd 4/1/21	172,708.00
recd 4/1/22	0.00
recd 4/1/23	0.00
recd 4/1/24	0.00
recd 4/1/25	0.00
State Balance Due	\$ 1,318,044.00
Total HRA A/R	\$ 1,318,044.00

Upon satisfaction of State balance, Difference between amount received from state less amount of State share (22.18%) will become pre-assessment income in subsequent year.

HRA HUDSON RIVER-BLACK RIVER REGULATING DISTRICT

April 1-April 29, 2026

Beginning Balance of Hudson River Area Report

GOF TOTALS

\$ 236,204.15**Deposits**

4/1/2026 MERCHANT SVCS DES:MERCH DEP ID:8036886698 Renewals 455 WP45	\$	500.00
4/1/2026 MERCHANT SVCS DES:MERCH DEP ID:8033748610 N315 R320	\$	635.00
4/1/2026 Deposit Retiree Insurance RP	\$	943.65
4/2/2026 MERCHANT SVCS DES:MERCH DEP ID:8036886698 Renewals	\$	1,260.00
4/2/2026 MERCH DEP ID:8033748610 Other (15) In Person Credit Card	\$	15.00
4/3/2026 MERCHANT SVCS DES:MERCH DEP ID:8036886698 Renewals 1220, Other 15	\$	1,235.00
4/6/2026 STIP Deposit	\$	77,769.49
4/6/2026 Deposit Retiree Insurance	\$	1,186.08
4/6/2026 MERCHANT SVCS DES:MERCH DEP ID:8036886698 Renewals	\$	620.00
4/6/2026 MERCHANT SVCS DES:MERCH DEP ID:8036886698 Renewals	\$	495.00
4/6/2026 Deposit Retiree Insurance	\$	459.24
4/6/2026 Deposit Retiree Insurance	\$	446.91
4/6/2026 MERCHANT SVCS DES:MERCH DEP ID:8033748610 In Person Credit Card WP	\$	15.00
4/6/2026 MERCHANT SVCS DES:MERCH DEP ID:8036886698 Renewals	\$	165.00
4/7/2026 MERCHANT SVCS DES:MERCH DEP ID:8036886698 R70 WP30 RFND-15	\$	85.00
4/8/2026 MERCHANT SVCS DES:MERCH DEP ID:8036886698 R745 WP30	\$	775.00
4/8/2026 MERCHANT SVCS DES:MERCH DEP ID:8033748610 In Person Credit Card Other	\$	15.00
4/9/2026 MERCHANT SVCS DES:MERCH DEP ID:8036886698 Renewals	\$	165.00
4/9/2026 MERCHANT SVCS DES:MERCH DEP ID:8033748610 In Person Credit Card Renewal	\$	30.00
4/10/2026 Preencoded Deposit 3379 Renewals	\$	9,160.00
4/10/2026 Preencoded Deposit 3379 New	\$	980.00
4/10/2026 Preencoded Deposit 3379 Other	\$	200.00
4/10/2026 STIP Deposit	\$	118,885.15
4/10/2026 Deposit Retiree Insurance	\$	346.11
4/10/2026 Deposit Retiree Insurance	\$	920.34
4/10/2026 Deposit Retiree Insurance	\$	245.31
4/10/2026 MERCHANT SVCS DES:MERCH DEP ID:8036886698	\$	255.00
4/13/2026 MERCHANT SVCS DES:MERCH DEP ID:8036886698 Renewals	\$	120.00
4/13/2026 Black River Area allocation	\$	99,917.51
4/13/2026 MERCHANT SVCS DES:MERCH DEP ID:8036886698 Renewals	\$	70.00
4/13/2026 MERCHANT SVCS DES:MERCH DEP ID:8036886698 WP	\$	15.00
4/14/2026 MERCHANT SVCS DES:MERCH DEP ID:8036886698 Renewals	\$	370.00
4/14/2026 MERCH DEP ID:8033748610 In Person Credit Card R105 O15	\$	120.00
4/15/2026 MERCHANT SVCS DES:MERCH DEP ID:8036886698 Renewals	\$	180.00
4/15/2026 MERCH DEP ID:8033748610 In Person Credit Card Other	\$	15.00
4/16/2026 Cash Deposit New	\$	315.00
4/16/2026 Cash Deposit Renewals	\$	170.00
4/16/2026 MERCHANT SVCS DES:MERCH DEP ID:8036886698 Renewals	\$	165.00
4/16/2026 MERCH DEP ID:8033748610 In Person Credit Card Renewal	\$	160.00
4/16/2026 Deposit Retiree Insurance RF	\$	80.37
4/16/2026 Cash Other	\$	15.00
4/17/2026 Preencoded Deposit Renewals	\$	990.00
4/17/2026 MERCHANT SVCS DES:MERCH DEP ID:8033748610 IPCC New	\$	665.00
4/17/2026 MERCHANT SVCS DES:MERCH DEP ID:8036886698 R575 Refund of R230	\$	345.00
4/17/2026 STIP Deposit	\$	92,942.37
4/20/2026 MERCHANT SVCS DES:MERCH DEP ID:8033748610 New	\$	315.00
4/20/2026 Deposit Retiree Insurance DT	\$	100.80
4/21/2026 MERCHANT SVCS DES:MERCH DEP ID:8036886698 Work Permit	\$	30.00
4/22/2026 MERCHANT SVCS DES:MERCH DEP ID:8033748610 Renewal300,New385	\$	685.00
4/23/2026 MERCHANT SVCS DES:MERCH DEP ID:8033748610 New	\$	315.00
4/24/2026 Preencoded Deposit New permits	\$	1,330.00
4/24/2026 Preencoded Deposit Other permit fees	\$	385.00
4/24/2026 Preencoded Deposit Renewals	\$	80.00

HRA Deposits Continued

4/24/2026 Deposit Cash Renewals	\$	135.00
4/24/2026 Deposit Cash Other fees	\$	60.00
4/24/2026 MERCHANT SVCS DES:MERCH DEP ID:8033748610IPCC	\$	190.00
4/24/2026 STIP Deposit	\$	17,866.64
4/27/2026 MERCHANT SVCS DES:MERCH DEP ID:8033748610 IPCC Other	\$	15.00
4/27/2026 MERCHANT SVCS DES:MERCH DEP ID:8036886698 WP	\$	15.00
4/28/2026 MERCHANT SVCS DES:MERCH DEP ID:8036886698 WP	\$	30.00
4/28/2026 MERCHANT SVCS DES:MERCH DEP ID:8033748610 IPCC Other	\$	15.00
4/29/2026 STIP Deposit	\$	139,372.97

Total Deposits for the month \$ 575,402.94

New Balance \$ 811,607.09

SWEEPS/Refunds/ Other charges

04/21/26 SWEEP of BOA to STIP	\$	99,917.51
04/24/26 SWEEP of BOA to STIP	\$	25,000.00
Total Sweeps:	\$	124,917.51

Total refunds/sweeps/other charges \$ 124,917.51

New Balance Total \$ 686,689.58

Disbursements for month

	<u>Check number</u>	Amount
250 04.08.26 Regular Payroll		\$ 74,597.34
251 IMC	21164	\$ 1,313.75
252 LogicalNet	21165	\$ 1,858.40
253 Business Card VISA	21166	\$ 1,636.10
254 Ferrellgas	21167	\$ 1,179.42
255 Robert Foltan	21168	\$ 232.00
256 NYS Health Insurance (May)	21169	\$ 113,775.72
257 LogicalNet	21170	\$ 627.00
258 Warren Tire Service	21171	\$ 764.44
259 WEX Bank	21172	\$ 670.47
260 04.22.26 Regular Payroll (CSEA\$1593.76)	21173	\$ 74,758.32
261 Daisy Ventures NY Inc	21174	\$ 15,750.00
262 Elavon Key Bank	21175	\$ 1,277.87
263 Fire, Security & Sound Syst. Inc.	21176	\$ 525.00
264 Home Depot	21177	\$ 631.18
265 John Callaghn	21178	\$ 360.92
266 CSEA EBF	21179	\$ 9,001.66
267 National Grid	21180	\$ 1,347.30
268 Petty Cash	21181	\$ 6,156.76
269 Quadient Finance USA Inc	21182	\$ 1,000.00

\$ 307,463.65

Total Disbursements

HRA's General Operating Fund Balance for Month \$ 379,225.93

PETTY CASH RECAPITULATION SHEET

for period April 2026

CHECK #	DATE ISSUED	VENDOR	DESCRIPTION	AMOUNT	
4-1	13380	4/7/26	Allen & Palmer True Value	SFO:Equipt Repairs \$38.31; Other supplies \$7.99, \$19.98, \$9.99, \$38.31, \$6.99, \$17.99, \$93.53, \$2.49	\$ 197.27
4-2	13381	4/7/26	Broadalbin Mgf Corp	Equipment Repair SFO	\$ 100.00
4-3	13382	4/7/26	Elavon Key Bank	Bank Service Charges SFO	\$ 75.33
4-4	13383	4/7/26	Frontier	CV: 696-4632 \$124.58, 696-3125 \$210.88, 696-5191 \$98.82, 696-4634 \$124.58	\$ 558.86
4-5	13384	4/7/26	General Hydraulics INC	SFO: Equipment Repair & Parts \$327.95, \$495.45, \$83.87, \$277.56	\$ 1,184.83
4-6	13385	4/7/26	Lake Luzerne Auto Parts	Other supplies SFO	\$ 24.00
4-7	13386	4/7/26	NAPA Auto Parts of Johnstown	Dump truck Headlight SFO	\$ 44.99
4-8	13387	4/7/26	National Grid	Outdorr lighting at CV #80952-94105	\$ 65.32
4-9	13388	4/7/26	Quadient Leasing USA Inc	Leasing equipment SFO	\$ 465.79
4-10	13389	4/7/26	Resilient Support Services Inc	Office equipment SFO	\$ 239.98
4-11	13390	4/7/26	Running Supply Inc.	SFO: Equipment Parts \$307.99, \$9.96, \$31.88	\$ 349.83
4-12	13391	4/7/26	Spectrum Enterprise	737 Bunker Hill SFO \$184.38; 233 Cty Rte8 CV \$135.35	\$ 319.73
4-13	13392	4/7/26	Albany Times Union	Advertisement GB	\$ 25.50
4-14	13393	4/7/26	Watertown Daily Times	Advertisement GB	\$ 22.40
4-15	13394	4/14/26	A. White & Son Inc	Other Materials CV	\$ 15.99
4-16	13395	4/14/26	Firstlight Fiber	Data Communications GB	\$ 237.00
4-17	13396	4/14/26	Frontier	IL 518-648-0585	\$ 184.69
4-18	13397	4/14/26	General Hydraulics INC	Other supplies SFO	\$ 118.72
4-19	13398	4/14/26	Jefferson_Lewis BOCES	Quarterly Admin charges SFO	\$ 54.50
4-20	13399	4/14/26	Leaf	Equipment Rental SFO	\$ 126.57
4-21	13400	4/14/26	The Hardware Store	Other Materials CV	\$ 31.98
4-22	13401	4/14/26	National Grid	Hope Wells Rd SFO #587451-45106	\$ 43.78
4-23	13402	4/14/26	Road Run In Parts	Vehicle Parts SFO	\$ 34.14
4-24	13403	4/14/26	Spectrum Enterprise	233 Cty Rte8 CV#142621801	\$ 129.99
4-25	13404	4/21/26	Broadalbin Mgf Corp	Equipment Repairs SFO	\$ 100.00
4-26	13405	4/21/26	Frontier	518-924-2201 SFO	\$ 116.97
4-27	13406	4/21/26	National Grid	SFO: 737 Bunker Hill \$247.40, Kathan rd \$44.05; CV: 11467 CV Rd \$69.87, CV Rd \$434.60; Indian Lake Dam Rd \$165.09	\$ 961.01
4-28	13407	4/21/26	NYS Thruway	Travel & Meetings GB	\$ 5.00
4-29	13408	4/21/26	Primo Brands BluTriton	Water for Conklingville Other materials CV	\$ 20.99
4-30	13409	4/21/26	Spectrum Enterprise	233 Cty Rte 8 Bldg2 #8358211880027838	\$ 145.35
4-31	13410	4/21/26	Verizon Wireless	HRA Cell Phone service GB \$93.75, SFO \$31.25 CV\$31.25	\$ 156.25

Total for page: \$ 6,156.76

HUDSON RIVER-BLACK RIVER REGULATING DISTRICT
BUDGET BREAKDOWN
GENERAL BOARD
April 2026

<u>Account</u>	Original Budget <u>25-26</u>	Adjusted Budget <u>25-26</u>	Expensed Amount <u>To Date</u>	Budgeted Amount <u>Remaining</u>	% Of Budget <u>Expensed</u>
CODE I - PERSONAL SERVICES AND EMPLOYEE BENEFITS					
5010-0500 Salaries - Permanent	\$1,077,956.00	\$1,077,956.00	\$918,061.96	\$159,894.04	85.17
5020-0500 Salaries - Temporary	\$0.00				#DIV/0!
5040-0500 Salaries - Longevity	800.00	\$800.00	800.00	0.00	100.00
5050-0500 Salaries - Buyback	6,720.00	\$6,720.00	6,188.88	531.12	92.10
5060-0500 Salary Contingency	0.00	\$0.00	260.21	(260.21)	#DIV/0!
5070-0500 Pension & Retirement	181,275.00	\$181,275.00	178,559.00	2,716.00	98.50
5080-0500 Health Insurance	553,065.00	\$553,065.00	433,706.82	119,358.18	78.42
5085-0500 Dental Insurance	48,585.00	\$48,585.00	33,650.37	14,934.63	69.26
5090-0500 Vision Care	7,096.00	\$7,096.00	5,611.20	1,484.80	79.08
5100-0500 Social Security	68,339.00	\$68,339.00	54,704.12	13,634.88	80.05
5120-0500 Medicare	15,983.00	\$15,983.00	13,037.86	2,945.14	81.57
5130-0500 Workers' Compensation	24,984.00	\$24,984.00	26,924.91	(1,940.91)	107.77
5140-0500 Salaries - Vacant Positions		\$0.00		<u>0.00</u>	#DIV/0!
Total:	<u>\$1,984,803.00</u>	<u>\$1,984,803.00</u>	<u>\$1,671,505.33</u>	<u>\$313,297.67</u>	<u>84.22</u>
CODE II - CAPITAL EXPENDITURES					
5210-0500 Computer Equipment	\$33,000.00	\$33,000.00		\$33,000.00	0.00
5215-0500 Office Equipment	563.00	\$563.00		563.00	0.00
5220-0500 Vehicles	0.00	\$0.00		0.00	0.00
5230-0500 Other Equipment	0.00	\$0.00		0.00	0.00
5240-0500 Public Relations Equipment	<u>0.00</u>	\$0.00		<u>0.00</u>	<u>0.00</u>
Total:	<u>\$33,563.00</u>	<u>\$33,563.00</u>	<u>\$0.00</u>	<u>\$33,563.00</u>	<u>0.00</u>
CODE III - MATERIALS AND SUPPLIES					
5310-0500 Computer Supplies	\$676.00	\$676.00		\$676.00	0.00
5315-0500 Computer Software	4,381.00	\$4,381.00	6,390.57	(2,009.57)	145.87
5325-0500 Office Supplies	1,629.00	\$1,629.00	1,133.37	495.63	69.57
5330-0500 Other Materials & Supplies	293.00	\$293.00	1,138.46	(845.46)	388.55
5340-0500 Vehicles Gas & Oil	2,013.00	\$2,013.00	1,468.50	544.50	72.95
5345-0500 Vehicles Repairs & Parts	293.00	\$293.00	225.97	67.03	77.12
5350-0500 Equipment Repairs & Parts	293.00	\$293.00		293.00	0.00
5370-0500 Public Relations Supplies	<u>0.00</u>	\$0.00	<u>1,495.02</u>	<u>(1,495.02)</u>	0.00
Total:	<u>\$9,578.00</u>	<u>\$9,578.00</u>	<u>\$11,851.89</u>	<u>(\$2,273.89)</u>	<u>123.74</u>
CODE IV - CONTRACTUAL SERVICES					
5610-0500 Utilities	\$6,162.00	\$6,162.00	\$4,985.60	\$1,176.40	80.91
5620-0500 Postage	878.00	\$878.00	279.51	598.49	31.83
5630-0500 Printing	371.00	\$371.00		371.00	0.00
5640-0500 Advertising	912.00	\$912.00	261.40	650.60	28.66
5660-0500 Rent	68,590.00	\$68,590.00	52,379.80	16,210.20	76.37
5670-0500 Insurance	42,384.00	\$42,384.00	125,074.59	(82,690.59)	295.10
5680-0500 Dues, Subscrips & Inf Services	3,152.00	\$3,152.00	3,823.97	(671.97)	121.32
5690-0500 Computer Consultant	28,296.00	\$28,296.00	25,780.85	2,515.15	91.11
5691-0500 Accounting Audit & Consulting	42,000.00	\$42,000.00	29,115.00	12,885.00	69.32
5693-0500 Insurance Consultant	0.00	\$0.00		0.00	#DIV/0!
5694-0500 Public Relations Consultant	0.00	\$0.00		0.00	#DIV/0!
5695-0500 Engineering Consultant	0.00	\$0.00		0.00	#DIV/0!
5696-0500 Legal Services and Consultants	0.00	\$0.00		0.00	#DIV/0!
5697-0500 Cons./Benefits	773.00	\$773.00		773.00	0.00

HUDSON RIVER-BLACK RIVER REGULATING DISTRICT
 BUDGET BREAKDOWN
 GENERAL BOARD
April 2026

<u>Account</u>	Original Budget <u>25-26</u>	Adjusted Budget <u>25-26</u>	Expensed Amount <u>To Date</u>	Budgeted Amount <u>Remaining</u>	% Of Budget <u>Expensed</u>
CODE IV - CONTRACTUAL SERVICES (Cont'd.)					
5700-0500 Training & Education	\$1,093.00	\$1,093.00	\$2,740.00	(\$1,647.00)	250.69
5710-0500 Travel & Meetings	13,408.00	\$13,408.00	11,610.23	1,797.77	86.59
5720-0500 Public Relations - Newsletter	0.00	\$0.00		0.00	#DIV/0!
5725-0500 Public Relations - Webcasting	0.00	\$0.00		0.00	#DIV/0!
5727-0500 Public Relations - Public Info	0.00	\$0.00		0.00	#DIV/0!
5760-0500 Premises Maint., Repairs, Cleaning	0.00	\$0.00		0.00	#DIV/0!
5730-0500 Interest Expense	0.00	\$0.00		0.00	#DIV/0!
5770-0500 Contingencies	30,900.00	\$53,905.00		53,905.00	0.00
5790-0500 Uniforms	618.00	\$618.00	284.99	333.01	46.11
5810-0500 Telephone	3,850.00	\$3,850.00	2,699.88	1,150.12	70.13
5820-0500 OGS Tie Line	0.00	\$0.00		0.00	#DIV/0!
5830-0500 Equipment Rental	1,171.00	\$1,171.00		1,171.00	0.00
5840-0500 Maintenance Service Contracts	4,197.00	\$4,197.00	3,289.13	907.87	78.37
5860-0500 NYS Service Fees	0.00	\$0.00		0.00	#DIV/0!
5870-0500 Data Communications	2,934.00	\$2,934.00	2,688.46	245.54	91.63
5890-0500 Bank Service Charges	<u>0.00</u>	\$0.00		<u>0.00</u>	#DIV/0!
Total:	<u>\$251,689.00</u>	<u>\$274,694.00</u>	<u>\$265,013.41</u>	<u>\$9,680.59</u>	<u>96.48</u>
BLACK RIVER ALLOCATION (GENERAL BOARD PORTION)			<u>(\$613,716.80)</u>	<u>(\$613,716.80)</u>	<u>0.00</u>
Total Budget for General Board:	<u>\$2,279,633.00</u>	<u>\$2,302,638.00</u>	<u>\$1,334,653.83</u>	<u>(\$259,449.43)</u>	<u>57.96</u>
Reappropriations from FY 24-25 5770-0500	<u>\$ 23,005.00</u>				

HUDSON RIVER-BLACK RIVER REGULATING DISTRICT
BUDGET BREAKDOWN
SACANDAGA FIELD OFFICE
April 2026

<u>Account</u>	<u>Original Budget 25-26</u>	<u>Adjusted Budget 25-26</u>	<u>Expensed Amount To Date</u>	<u>Budgeted Amount Remaining</u>	<u>% Of Budget Expensed</u>
CODE I - PERSONAL SERVICES AND EMPLOYEE BENEFITS					
5010-0200 Salaries - Permanent	\$436,660.00	\$436,660.00	\$386,707.29	\$49,952.71	88.56
5020-0200 Salaries - Temporary	31,442.00	\$31,442.00		31,442.00	0.00
5030-0200 Salaries - Overtime/On Call Comp		\$0.00		0.00	0.00
5040-0200 Salaries - Longevity	4,000.00	\$4,000.00	4,000.00	0.00	100.00
5050-0200 Salaries - Buyback	5,250.00	\$5,250.00	5,283.78	(33.78)	100.64
5060-0200 Salary Contingency	0.00	\$0.00		0.00	0.00
5070-0200 Pension & Retirement	79,718.00	\$79,718.00	78,524.00	1,194.00	98.50
5080-0200 Health Insurance	526,170.00	\$526,170.00	372,412.57	153,757.43	70.78
5085-0200 Dental Insurance	33,250.00	\$33,250.00	22,730.60	10,519.40	68.36
5090-0200 Vision Care	8,427.00	\$8,427.00	5,376.00	3,051.00	63.79
5100-0200 Social Security	29,596.00	\$29,596.00	23,178.13	6,417.87	78.32
5120-0200 Medicare	6,922.00	\$6,922.00	5,420.41	1,501.59	78.31
5130-0200 Workers' Compensation	7,654.00	\$7,654.00	9,299.46	(1,645.46)	121.50
5135-0500 Unemployment Reimbursement	0.00	\$0.00		0.00	0.00
5140-0200 Salaries - Vacant Positions	0.00	\$0.00		0.00	0.00
Total:	<u>\$1,169,089.00</u>	<u>\$1,169,089.00</u>	<u>\$912,932.24</u>	<u>\$256,156.76</u>	<u>78.09</u>
CODE II - CAPITAL EXPENDITURES					
5210-0200 Computer Equipment	\$7,000.00	\$7,000.00		\$7,000.00	0.00
5215-0200 Office Equipment	1,773.00	\$1,773.00	239.98	1,533.02	13.54
5220-0200 Vehicles	0.00	\$0.00		0.00	#DIV/0!
5230-0200 Other Equipment	0.00	\$ 16,750.00	16,275.00	475.00	97.16
5260-0200 Capital Improvements	0.00	\$41,200.00	<u>34,013.01</u>	<u>7,186.99</u>	82.56
Total:	<u>\$8,773.00</u>	<u>\$66,723.00</u>	<u>\$50,527.99</u>	<u>\$16,195.01</u>	<u>75.73</u>
CODE III - MATERIALS AND SUPPLIES					
5310-0200 Computer Supplies	\$413.00	\$413.00	\$67.84	\$345.16	16.43
5315-0200 Computer Software	1,186.00	\$1,186.00	5,799.52	(4,613.52)	489.00
5320-0200 Tools	8,909.00	\$8,909.00	5,804.33	3,104.67	65.15
5325-0200 Office Supplies	1,488.00	\$1,488.00	1,246.61	241.39	83.78
5330-0220 Other Materials & Supplies	9,305.00	\$9,305.00	9,772.28	(467.28)	105.02
5340-0200 Vehicles Gas & Oil	12,435.00	\$12,435.00	5,116.22	7,318.78	41.14
5345-0200 Vehicles Repairs & Parts	22,438.00	\$22,438.00	13,266.75	9,171.25	59.13
5350-0200 Equipment Repairs & Parts	122,808.00	\$122,808.00	9,329.64	113,478.36	7.60
5360-0200 Erosion Control	<u>20,868.00</u>	\$20,868.00	<u>23,279.85</u>	(2,411.85)	111.56
Total:	<u>\$199,850.00</u>	<u>\$199,850.00</u>	<u>\$73,683.04</u>	<u>\$126,166.96</u>	<u>36.87</u>
CODE IV - CONTRACTUAL SERVICES					
5610-0200 Utilities	\$13,649.00	\$13,649.00	\$13,135.06	\$513.94	96.23
5620-0200 Postage	4,872.00	\$4,872.00	4,884.75	(12.75)	100.26
5630-0200 Printing	3,775.00	\$3,775.00	2,880.44	894.56	76.30
5640-0200 Advertising	0.00	\$0.00		0.00	#DIV/0!
5650-0200 Repairs to Structures	0.00	\$0.00		0.00	#DIV/0!
5670-0200 Insurance	226,741.00	\$226,741.00	168,746.26	57,994.74	74.42
5680-0200 Dues, Subscrips & Inf Services	0.00	\$0.00	239.88	(239.88)	#DIV/0!
5690-0200 Computer Consultant	9,270.00	\$9,270.00	7,909.00	1,361.00	85.32
5694-0200 Public Relations Consultant	0.00	\$0.00			#DIV/0!
5695-0200 Engineering Consultant	0.00	\$0.00		0.00	#DIV/0!

HUDSON RIVER-BLACK RIVER REGULATING DISTRICT
 BUDGET BREAKDOWN
 SACANDAGA FIELD OFFICE
 April 2026

<u>Account</u>	Original Budget <u>25-26</u>	Adjusted Budget <u>25-26</u>	Expensed Amount <u>To Date</u>	Budgeted Amount <u>Remaining</u>	% Of Budget <u>Expensed</u>
CODE IV - CONTRACTUAL SERVICES (cont'd.)					
5696-0200 Legal Services and Consultants	\$ -	\$0.00		\$0.00	#DIV/0!
5697-0200 Consultant/Benefic & Constitut	\$ -	\$0.00		0.00	#DIV/0!
5698-0200 Consultant Fees/Access Permit	\$ -	\$0.00		0.00	#DIV/0!
5699-0200 Surveying Services	\$ 6,180.00	\$6,180.00		6,180.00	0.00
5700-0200 Training & Education	\$ 3,024.00	\$ 3,024.00	806.00	2,218.00	26.65
5710-0200 Travel & Meetings	\$ 464.00	\$464.00		464.00	0.00
5720-0200 Public Relations - Newsletter	\$ -	\$0.00		0.00	#DIV/0!
5730-0200 Interest Expense	\$ -	\$0.00		0.00	#DIV/0!
5740-0200 Debt Payments - Principal	\$ -	\$0.00		0.00	#DIV/0!
5750-0200 Debt Payments - Interest	\$ -	\$0.00		0.00	#DIV/0!
5760-0200 Premises Mtc, Repairs, Cleaning	\$ -	\$0.00	338.00	(338.00)	#DIV/0!
5770-0200 Contingencies	\$ 92,700.00	\$ 151,054.00		151,054.00	0.00
5790-0200 Uniforms	\$ 6,273.00	\$6,273.00	3,426.41	2,846.59	54.62
5805-0200 Gauge Observers-USGS	\$ -	\$0.00		0.00	#DIV/0!
5810-0200 Telephone	\$ 3,833.00	\$3,833.00	3,073.14	759.86	80.18
5830-0200 Equipment Rental	\$ 4,214.00	\$4,214.00	3,815.68	398.32	90.55
5840-0200 Mtc. Service Contracts	\$ 1,126.00	\$1,126.00	253.00	873.00	22.47
5870-0200 Data Communications	\$ 1,605.00	\$1,605.00	1,367.65	237.35	85.21
5890-0000 Bank Service Charge	\$ 6,260.00	\$6,260.00	6,549.28	(289.28)	104.62
5895-0200 Discount Expense		\$0.00		0.00	#DIV/0!
Total:	<u>\$ 383,986.00</u>	<u>\$442,340.00</u>	<u>\$217,424.55</u>	<u>\$224,915.45</u>	49.15
CODE V - TAXES					
5900-0200 Taxes				<u>\$0.00</u>	<u>#DIV/0!</u>
Total Budget for Sacandaga Field Office	<u>\$ 1,761,698.00</u>	<u>\$1,878,002.00</u>	<u>\$1,254,567.82</u>	<u>\$623,434.18</u>	<u>66.80</u>
Reappropriation from FY 2024-25					
5260-0200	\$ 41,200.00				
5770-0200	\$ 75,104.00				
03.11.26 Bd Mtg 5230-0200	\$ 16,750.00				
5770-0200	\$ (16,750.00)				

HUDSON RIVER-BLACK RIVER REGULATING DISTRICT
BUDGET BREAKDOWN
CONKLINGVILLE OFFICE
April 2026

<u>Account</u>	Original Budget <u>25-26</u>	Adjusted Budget <u>25-26</u>	Expensed Amount <u>To Date</u>	Budgeted Amount <u>Remaining</u>	% Of Budget <u>Expensed</u>
CODE I - PERSONAL SERVICES AND EMPLOYEE BENEFITS					
5010-0300 Salaries - Permanent	\$65,231.00	\$65,231.00	\$55,195.80	\$10,035.20	84.62
5020-0300 Salaries - Temporary	7,860.00	\$7,860.00		7,860.00	0.00
5030-0300 Salaries - Overtime		\$0.00		0.00	#DIV/0!
5040-0300 Salaries - Longevity	2,000.00	\$2,000.00	2,000.00	0.00	100.00
5050-0300 Salaries - Buyback	2,625.00	\$2,625.00	2,508.90	116.10	95.58
5060-0300 Salary Contingency	0.00	\$0.00		0.00	#DIV/0!
5070-0300 Pension & Retirement	12,979.00	\$12,979.00	12,784.00	195.00	98.50
5080-0300 Health Insurance	66,014.00	\$66,014.00	40,710.42	25,303.58	61.67
5085-0300 Dental Insurance	3,138.00	\$3,138.00	2,424.95	713.05	77.28
5090-0300 Vision Care	444.00	\$444.00	369.60	74.40	83.24
5100-0300 Social Security	4,924.00	\$4,924.00	3,534.57	1,389.43	71.78
5120-0300 Medicare	1,152.00	\$1,152.00	826.62	325.38	71.76
5130-0300 Workers' Compensation	3,037.00	\$3,037.00	1,511.91	1,525.09	49.78
5135-0300 Unemployment Reimbursement		\$0.00		0.00	#DIV/0!
Total:	<u>\$169,404.00</u>	<u>\$169,404.00</u>	<u>\$121,866.77</u>	<u>\$47,537.23</u>	71.94
CODE II - CAPITAL EXPENDITURES					
5210-0300 Computer Equipment		\$0.00	\$990.94	(\$990.94)	#DIV/0!
5220-0300 Vehicles	0.00	\$0.00		0.00	#DIV/0!
5230-0300 Other Equipment	0.00	\$ 11,224.00	11,290.91	(66.91)	100.60
5260-0300 Capital Improvements	<u>25,000.00</u>	\$33,581.00		<u>33,581.00</u>	0.00
Total:	<u>\$25,000.00</u>	<u>\$44,805.00</u>	<u>\$12,281.85</u>	<u>\$32,523.15</u>	27.41
CODE III - MATERIALS AND SUPPLIES					
5310-0300 Computer Supplies	\$0.00	\$0.00	\$67.84	(\$67.84)	#DIV/0!
5315-0300 Computer Software	0.00	\$0.00		0.00	#DIV/0!
5320-0300 Tools	309.00	\$309.00		309.00	0.00
5325-0300 Office Supplies	247.00	\$247.00		247.00	0.00
5330-0300 Other Materials & Supplies	2,162.00	\$2,162.00	3,282.05	(1,120.05)	151.81
5340-0300 Vehicles Gas & Oil	1,553.00	\$1,553.00	1,351.62	201.38	87.03
5345-0300 Vehicles Repairs & Parts	742.00	\$742.00	1,356.29	(614.29)	182.79
5350-0300 Equipment Repairs & Parts	6,381.00	\$6,381.00	2,227.84	4,153.16	34.91
5360-0300 Erosion Control	<u>0.00</u>	\$0.00		<u>0.00</u>	#DIV/0!
Total:	<u>\$11,394.00</u>	<u>\$11,394.00</u>	<u>\$8,285.64</u>	<u>\$3,108.36</u>	<u>72.72</u>
CODE IV - CONTRACTUAL SERVICES					
5610-0300 Utilities	\$6,433.00	\$6,433.00	\$8,514.63	(\$2,081.63)	132.36
5620-0300 Postage	0.00	\$0.00		0.00	#DIV/0!
5630-0300 Printing	0.00	\$0.00		0.00	#DIV/0!
5640-0300 Advertising	0.00	\$0.00		0.00	#DIV/0!
5650-0300 Repairs to Structures	0.00	\$0.00		0.00	#DIV/0!
5680-0300 Dues, Subscriptions & Inform. Services	0.00	\$0.00		0.00	#DIV/0!
5690-0300 Computer Consultant	0.00	\$0.00		0.00	#DIV/0!
5694-0300 Public Relations Consultant	0.00	\$0.00		0.00	#DIV/0!
5695-0300 Engineering Consultant	28,000.00	\$36,494.00	7,500.00	28,994.00	20.55
5696-0300 Legal Services & Consultants	0.00	\$0.00		0.00	#DIV/0!
5698-0300 Consultant Fees	0.00	\$0.00		0.00	#DIV/0!
5699-0300 Surveying Services	10,609.00	\$10,609.00		10,609.00	0.00
5700-0300 Training & Education	0.00	\$0.00		0.00	#DIV/0!
5710-0300 Travel & Meetings	0.00	\$0.00		0.00	#DIV/0!
5740-0300 Debt Payments - Principal	25,000.00	\$25,000.00		25,000.00	0.00
5750-0300 Debt Payments - Interest	19,532.00	\$19,532.00	19,532.06	(0.06)	100.00

HUDSON RIVER-BLACK RIVER REGULATING DISTRICT
BUDGET BREAKDOWN
CONKLINGVILLE OFFICE
April 2026

<u>Account</u>	Original Budget <u>25-26</u>	Adjusted Budget <u>25-26</u>	Expensed Amount <u>To Date</u>	Budgeted Amount <u>Remaining</u>	% Of Budget <u>Expensed</u>
CODE IV - CONTRACTUAL SERVICES (cont'd.)					
5760-0300 Premises Mtc, Repairs, Cleaning	\$ -	\$0.00		\$0.00	#DIV/0!
5770-0300 Contingencies	\$ 29,976.00	\$29,976.00		29,976.00	0.00
5790-0300 Uniforms	\$ 515.00	\$515.00	149.32	\$365.68	28.99
5800-0300 Gage Observers - USGS	\$ 93,083.00	\$93,083.00	42,642.58	50,440.42	45.81
5810-0300 Telephone	\$ 6,463.00	\$6,463.00	6,022.07	440.93	93.18
5830-0300 Equipment Rental	\$ -	\$0.00		0.00	#DIV/0!
5870-0300 Data Communications	<u>\$ 4,483.00</u>	<u>\$4,483.00</u>	<u>4,134.54</u>	<u>348.46</u>	92.23
Total:	<u>\$ 224,094.00</u>	<u>\$232,588.00</u>	<u>\$88,495.20</u>	<u>\$144,092.80</u>	38.05
Total Budget for Conklingville Office:	<u>\$ 429,892.00</u>	<u>\$458,191.00</u>	<u>\$230,929.46</u>	<u>\$227,261.54</u>	50.40
Reappropriation from FY 2025-26					
5260-0300	\$ 8,581.00				
5695-0300	\$ 8,494.00				
Budget Adjustment					
10.15.2025 5230-0300	\$ 11,224.00				
5770-0300	\$ (11,224.00)				
03.10.26 5690-0300	\$ 2,578.00				
5870-0300	\$ 523.00				
5800-0300	\$ (3,101.00)				

HUDSON RIVER-BLACK RIVER REGULATING DISTRICT
BUDGET BREAKDOWN
INDIAN LAKE DAM
April 2026

<u>Account</u>	<u>Original Budget 25-26</u>	<u>Adjusted Budget 25-26</u>	<u>Expensed Amount To Date</u>	<u>Budgeted Amount Remaining</u>	<u>% Of Budget Expensed</u>
CODE I - PERSONAL SERVICES AND EMPLOYEE BENEFITS					
5010-0400 Salaries - Permanent	\$7,055.00	\$7,055.00	\$6,017.56	\$1,037.44	85.29
5100-0400 Social Security	446.00	\$446.00	372.98	73.02	83.63
5120-0400 Medicare	104.00	\$104.00	87.15	16.85	83.80
5130-0400 Workers' Compensation	<u>145.00</u>	\$145.00	<u>137.26</u>	<u>7.74</u>	<u>94.66</u>
Total:	<u>\$7,750.00</u>	<u>\$7,750.00</u>	<u>\$6,614.95</u>	<u>\$1,135.05</u>	<u>85.35</u>
CODE II - CAPITAL EXPENDITURES					
5215-0400 Office Equipment	\$0.00	\$0.00	\$0.00	\$0.00	0.00
5230-0400 Other Equipment	0.00	\$0.00	0.00	0.00	0.00
5260-0400 Capital Improvements	<u>0.00</u>	\$10,565.00	<u>0.00</u>	<u>10,565.00</u>	<u>0.00</u>
Total:	<u>\$0.00</u>	<u>\$10,565.00</u>	<u>\$0.00</u>	<u>\$10,565.00</u>	<u>0.00</u>
CODE III - MATERIALS AND SUPPLIES					
5135-0400 Computer Software	0	0	56.67	(\$56.67)	#DIV/0!
5320-0400 Tools	\$164.00	\$164.00	\$39.99	\$124.01	24.38
5325-0400 Office Supplies	0.00	\$0.00	0.00	0.00	#DIV/0!
5330-0400 Other Materials & Supplies	563.00	\$563.00	455.27	107.73	80.87
5350-0400 Equipment Repairs & Parts	1,532.00	\$1,532.00	355.72	<u>1,176.28</u>	23.22
5360-0400 Erosion Control	<u>563.00</u>	<u>563.00</u>	<u>0.00</u>	<u>0.00</u>	<u>0.00</u>
Total:	<u>\$2,822.00</u>	<u>\$2,822.00</u>	<u>907.65</u>	<u>\$1,408.02</u>	<u>32.16</u>
CODE IV - CONTRACTUAL SERVICES					
5610-0400 Utilities	\$5,001.00	\$5,001.00	\$7,755.25	(\$2,754.25)	155.07
5620-0400 Postage	28.00	\$28.00		28.00	0.00
5630-0400 Printing		\$0.00		0.00	#DIV/0!
5640-0400 Advertising		\$0.00		0.00	#DIV/0!
5650-0400 Repairs to Structures		\$3,111,917.00	900,497.40	2,211,419.60	28.94
5680-0400 Dues, Subscriptions & Memberships	0.00	\$0.00		0.00	#DIV/0!
5694-0400 Public Relations Consultant	0.00	\$0.00			#DIV/0!
5695-0400 Engineering Consultant		\$9,314.00	230,657.17	(221,343.17)	2,476.46
5698-0400 Consultant Fees/Access Permit	0.00	\$0.00		0.00	#DIV/0!
5740-0400 Debt Payments - Principal	300,000.00	\$300,000.00		300,000.00	0.00
5750-0400 Debt Payments - Interest	550,000.00	\$550,000.00	18,244.95	531,755.05	3.32
5760-0400 Premises Mtc., Repairs, Cleaning		\$0.00		0.00	#DIV/0!
5770-0400 Contingencies	5,000.00	\$1,011,661.00	1,500.00	1,010,161.00	0.15
5800-0400 Gage Observers - USGS	0.00	\$0.00		0.00	#DIV/0!
5805-0400 Gauge Observers		\$0.00		0.00	#DIV/0!
5810-0400 Telephone	2,185.00	\$2,185.00	1,827.12	357.88	83.62
5830-0400 Equipment Rental		\$0.00		0.00	#DIV/0!
5840-0400 Maintenance Service Contracts		\$0.00		<u>0.00</u>	#DIV/0!
Total:	<u>\$862,214.00</u>	<u>\$4,990,106.00</u>	<u>\$1,160,481.89</u>	<u>\$3,829,624.11</u>	<u>23.26</u>
Total Budget for Indian Lake Dam:	<u>\$872,786.00</u>	<u>\$5,011,243.00</u>	<u>\$1,168,004.49</u>	<u>\$3,842,732.18</u>	<u>23.31</u>
Reappropriation from FY 2024-25					
5260-0400	\$ 10,565.00				
5650-0400	\$ 3,111,917.00				
5695-0400	\$ 9,314.00				
5770-0400	\$ 1,006,661.00				

HUDSON RIVER-BLACK RIVER REGULATING DISTRICT
 BUDGET BREAKDOWN
 HUDSON RIVER AREA
 2025-2026

REVENUE for Month

<u>Account</u>	Original Budget Amount <u>25-26</u>	Adjusted Budget Amount <u>25-26</u>	Revenue <u>To Date</u>	Balance <u>Due</u>	% Of Budget <u>Received</u>
4000-0000 Water Power Service	\$0.00	\$0.00		\$0.00	#DIV/0!
4010-0000 Miscellaneous	40,000.00	\$40,000.00	42,243.07	(2,243.07)	106%
4020-0000 Permit Fees - Renewals	550,000.00	\$550,000.00	493,092.00	56,908.00	90%
4025-0000 Permit Fees - New	0.00	\$0.00	36,870.00	(36,870.00)	#DIV/0!
4028-0000 Permit Fees - Other	0.00	\$0.00	13,345.00	(13,345.00)	#DIV/0!
4030-0000 Assessment Income	2,576,526.00	\$2,576,526.00	2,576,526.00	0.00	100%
4031-0000 HB Assessments	488,440.00	\$488,440.00	488,439.73	0.27	100%
4035-0000 Chargeable to the State	789,328.00	\$789,328.00		789,328.00	0%
4040-0000 Sale of Surplus	0.00	\$0.00	3,847.50	(3,847.50)	#DIV/0!
4040-0200 Sale of Surplus - SFO			5,760.90		
4070-0000 Gain on Sale of Investments	0.00	\$0.00		0.00	#DIV/0!
4080-0000 Interest	0.00	\$0.00	136,463.36	(136,463.36)	#DIV/0!
4082-0000 Interest Earned in Debt Service Reserve Fund			1,994.53		#DIV/0!
From Unappropriated Fund Balance		\$0.00		0.00	#DIV/0!
Bond Proceeds		\$0.00		<u>0.00</u>	#DIV/0!
 Total:	 <u>\$4,444,294.00</u>	 <u>\$4,444,294.00</u>	 <u>\$3,798,582.09</u>	 <u>\$653,467.34</u>	 85.47

HUDSON RIVER-BLACK RIVER REGULATING DISTRICT

GENERAL BOARD & HUDSON RIVER AREA

Appropriations to Date 07/01/2025-04/29/2026

EXPENSES	Original 2025-2026 BUDGET	Adjusted 2025-2026 BUDGET	EXPENDED TO DATE	REMAINING BALANCE OF APPROPRIATION	PERCENT OF BUDGET EXPENDED
PERSONAL SERVICES & EMPLOYEE BENEFITS GB	\$1,984,802.00	\$1,984,803.00	\$1,671,505.33	313,297.67	84.22%
PERSONAL SERVICES & EMPLOYEE BENEFITS HRA	\$1,346,240.00	\$1,346,243.00	\$1,041,413.96	304,829.04	77.36%
CAPITAL EXPENDITURES GB	\$33,563.00	\$33,563.00	\$0.00	33,563.00	0.00%
CAPITAL EXPENDITURES HRA	\$33,773.00	\$122,093.00	\$62,809.84	59,283.16	51.44%
MATERIALS AND SUPPLIES GB	\$9,577.00	\$9,578.00	\$11,851.89	(2,273.89)	123.74%
MATERIALS AND SUPPLIES HRA	\$214,065.00	\$214,066.00	\$82,876.33	131,189.67	38.72%
CONTRACTUAL SERVICES GB	\$251,689.00	\$274,694.00	\$265,013.41	9,680.59	96.48%
CONTRACTUAL SERVICES HRA	\$1,481,518.00	\$5,665,034.00	\$1,466,401.64	4,198,632.36	25.89%
TAXES	\$0.00	-	-	-	0.00%
MONTHLY ALLOCATION (BR) 31.5%		-	(\$613,716.80)		0.00%
TOTAL:	\$5,355,227.00	\$9,650,074.00	\$3,988,155.60	5,661,918.40	41.33%
GRAND TOTAL	\$5,355,227.00	\$9,650,074.00			
INCOME	Original 2025-2026 BUDGET	Adjusted 2025-2026 BUDGET	RECEIVED TO DATE	BALANCE DUE	PERCENT OF BUDGET RECEIVED
WATER POWER SERVICE	\$0.00	-	-	-	#DIV/0!
MISCELLANEOUS	0.00	0.00	42,243.07	(42,243.07)	0.00%
PERMITS - RENEWALS	550,000.00	550,000.00	493,092.00	56,908.00	89.65%
PERMITS - NEW	-	-	36,870.00	(36,870.00)	0.00%
PERMITS - OTHER	-	-	13,345.00	(13,345.00)	0.00%
FIXED ASSESSMENT INCOME	2,576,526.00	2,576,526.00	2,576,526.00	-	100.00%
HEADWATER BENEFITS ASSESSMENTS	488,440.00	488,440.00	488,439.73	0.27	100.00%
CHARGEABLE TO THE STATE	789,328.00	789,328.00		789,328.00	0.00%
SALE OF SURPLUS	-	-	9,608.40	(9,608.40)	#DIV/0!
GAIN ON SALE OF INVESTMENT				-	0.00%
INTEREST	40,000.00	40,000.00	136,463.36	(96,463.36)	341.16%
INTEREST IN DEBT SERVICE RESERVE FUND			1,994.53	(1,994.53)	#DIV/0!
FROM UNAPPROPRIATED FUND BALANCE				-	0.00%
BOND PROCEEDS		-		-	0.00%
TOTAL:	4,444,294.00	4,444,294.00	\$3,798,582.09	645,711.91	85.47%

HUDSON RIVER-BLACK RIVER REGULATING DISTRICT
BLACK RIVER AREA

General Fund Checking
April 30, 2026

Balance, General Fund Checking (Community Bank, N.A.) 03/31/26	\$150,349.07
--	--------------

Receipts:

04/21/26	STIP Transfer, BR-572	\$4,933.98
04/29/26	Northern Power Water Rent Check for 04/2026	\$4,291.67

Total Receipts	<u>\$ 9,225.65</u>
----------------	--------------------

\$159,574.72

Disbursements:

04/13/26	Batch 49 – Mirabito Energy Products	\$ 961.89
04/14/26	Batch 50 – Resilient Support Services (RSS)	\$ 562.80
04/24/26	Batch 51 – HDR, Inc.	\$34,873.49
04/29/26	Batch 52 – Petty Cash Reimbursement – 04/30/26	\$ 2,074.16

Total Disbursements	<u>\$ 38,472.34</u>
---------------------	---------------------

Balance, General Fund Checking Account 04/30/26	\$121,102.38
---	--------------

PETTY CASH RECAPITULATION SHEET

for period ending April 30, 2026

CHECK #	DATE ISSUED	VENDOR	DESCRIPTION	AMOUNT	
4-1	7545	4/7/2026	First National Bank of Omaha	Stamps.com \$30.99 (monthly fee); Staples \$10.57 (binder for the board packet); USPS \$16.80 (mail board packet to BM Kenneth Dewitt)	58.36
4-2	7546	4/7/2026	Frontier	315-357-3221 \$131.97 (SL GH); 315-942-3559 \$78.34 (Boonville)	210.31
4-3	7547	4/7/2026	National Grid	35899-43101 \$298.86 (SW GH); 38091-95009 \$28.86 (Aux Spillway)	327.72
4-4	7548	4/17/2026	Frontier	315-369-2217 \$167.78 (McKeever); 315-369-6090 \$271.19 (OF GH)	438.97
	7501	1/14/2026	Frontier - VOID	Void due to vendor never rcvd check	(\$217.78)
	7502	1/14/2026	National Grid - VOID	Void due to vendor never rcvd check	(\$214.67)
4-5	7549	4/24/2026	National Grid	66537-27109 \$87.43 (McKeever); 98899-41109 \$59.61 (BRFO); 99099-41107 \$37.63 (BRFO outside light)	184.67
4-6	7550	4/24/2026	Charter Communications	Inv# 0308335041326 DSL for BRAO	145.40
4-7	7551	4/24/2026	National Grid	78113-04101 \$41.10 (SL GH); 95237-46106 \$32.46 (OF GH)	73.56
4-8	7552	4/24/2026	Frontier	315-376-4341 \$257.46 (SW GH); 315-376-6672 \$227.34 (BRFO)	484.90
4-9	7553	4/24/2026	Verizon	315-788-6760 Vanduzee	40.83
4-10	7554	4/24/2026	National Grid	99387-85104 Vanduzee	49.48
4-11	7555	4/24/2026	NYS Department of Environmental Conservation	Inv# 9990000723153 SPDES Construction Fee for OF & SL, Billing Year 2025	110.00
4-12	7556	4/28/2026	Buckingham Hardware	Inv# A969536 \$79.98; #A969796 \$81.96 supplies for SW, OF & SL Dams	161.94
4-13	7557	4/28/2026	NYS Office for Technology	Inv# TLC-HBR-26-04 phones for BRAO	210.48
4-14	7558	4/29/2026	Old Forge Departement Store	Inv# 596651 nail trim for Pole Barn Proj. @ SW	9.99

TOTAL

\$2,074.16

HUDSON RIVER-BLACK RIVER REGULATING DISTRICT
BLACK RIVER AREA

APPROPRIATIONS TO DATE - 07/01/25 TO 04/30/26

EXPENSES

	2025-2026 BUDGET	2025-2026 ADJUSTED BUDGET	EXPENDED TO DATE	REMAINING BALANCE OF APPROPRIATION	PERCENT OF BUDGET EXPENDED
PERSONAL SERVICES AND EMPLOYEE BENEFITS	\$784,340.00	\$784,340.00	\$610,995.98	\$173,344.02	77.90%
CAPITAL EXPENDITURES	\$12,500.00	\$102,135.00	\$3,769.64	\$98,365.36	3.69%
MATERIALS AND SUPPLIES	\$31,963.00	\$31,963.00	\$26,360.39	\$5,602.61	82.47%
CONTRACTUAL SERVICES	\$585,429.00	\$595,047.00	\$485,613.44	\$109,433.56	81.61%
ALLOCATED BOARD EXPENSES	\$718,051.00	\$718,051.00	\$613,716.80	\$104,334.20	85.47%
TOTAL	<u>\$2,132,283.00</u>	<u>\$2,231,536.00</u>	<u>\$1,740,456.25</u>	<u>\$491,079.75</u>	<u>77.99%</u>

INCOME

	2025-2026 BUDGET	2025-2026 ADJUSTED BUDGET	RECEIVED TO DATE	BALANCE DUE	PERCENT OF BUDGET RECEIVED
M & O ASSESSMENT	\$1,257,017.00	\$1,257,017.00	\$1,237,820.00	\$19,197.00	98.47%
INTEREST	\$40,000.00	\$40,000.00	\$65,480.58	(\$25,480.58)	163.70%
WATER SERVICE CONTRACT	\$51,500.00	\$51,500.00	\$42,541.70	\$8,958.30	82.61%
SALE OF SURPLUS	\$0.00	\$0.00	\$7,627.50	\$0.00	0.00%
MISC. INCOME	\$0.00	\$0.00	\$15,019.21	\$0.00	0.00%
LESS CHARGEABLE TO THE STATE	\$460,672.00	\$460,672.00	\$0.00	\$460,672.00	0.00%
TOTAL	<u>\$1,809,189.00</u>	<u>\$1,809,189.00</u>	<u>\$1,368,488.99</u>	<u>\$463,346.72</u>	75.64%

HUDSON RIVER-BLACK RIVER REGULATING DISTRICT

BUDGET BREAKDOWN

BLACK RIVER AREA

April 30, 2026

Account	Original Budgeted Amount <u>25-26</u>	Adjusted Budgeted Amount <u>25-26</u>	Expended Amount <u>To Date</u>	Budgeted Amount <u>Remaining</u>	% Of Budget <u>Expended</u>
CODE I - PERSONAL SERVICES AND EMPLOYEE BENEFITS					
5010-0600 Salaries - Permanent	\$142,806.00	\$142,806.00	\$120,272.58	\$22,533.42	84.22
5010-0700 Salaries - Permanent	\$143,469.00	\$143,469.00	\$124,337.14	\$19,131.86	86.66
5020-0700 Salaries - Temporary	\$7,860.00	\$7,860.00	\$0.00	\$7,860.00	0.00
5040-0600 Longevity	\$1,600.00	\$1,600.00	\$1,600.00	\$0.00	100.00
5040-0700 Longevity	\$1,600.00	\$1,600.00	\$1,600.00	\$0.00	100.00
5050-0600 Buyback	\$2,486.00	\$2,486.00	\$0.00	\$2,486.00	0.00
5060-0700 Salary Contingency	\$0.00	\$0.00	\$0.00	\$0.00	0.00
5070-0600 Pension & Retirement	\$24,531.00	\$24,531.00	\$24,163.00	\$368.00	98.50
5070-0700 Pension & Retirement	\$25,539.00	\$25,539.00	\$25,157.00	\$382.00	98.50
5080-0600 Health Insurance	\$233,457.00	\$233,457.00	\$181,367.44	\$52,089.56	77.69
5080-0700 Health Insurance	\$144,520.00	\$144,520.00	\$85,075.25	\$59,444.75	58.87
5085-0600 Dental Insurance	\$12,551.00	\$12,551.00	\$12,124.75	\$426.25	96.60
5085-0700 Dental Insurance	\$10,577.00	\$10,577.00	\$8,174.32	\$2,402.68	77.28
5090-0600 Vision Care	\$2,218.00	\$2,218.00	\$1,848.00	\$370.00	83.32
5090-0700 Vision Care	\$2,218.00	\$2,218.00	\$1,545.60	\$672.40	69.68
5100-0600 Social Security	\$9,107.00	\$9,107.00	\$6,902.36	\$2,204.64	75.79
5100-0700 Social Security	\$9,482.00	\$9,482.00	\$7,603.24	\$1,878.76	80.19
5120-0600 Medicare	\$2,130.00	\$2,130.00	\$1,614.25	\$515.75	75.79
5120-0700 Medicare	\$2,217.00	\$2,217.00	\$1,778.29	\$438.71	80.21
5130-0600 Workers' Compensation	\$2,579.00	\$2,579.00	\$2,857.65	(\$278.65)	110.80
5130-0700 Workers' Compensation	\$3,393.00	\$3,393.00	\$2,975.11	\$417.89	87.68
Total:	\$784,340.00	\$784,340.00	\$610,995.98	\$173,344.02	77.90

CODE II - CAPITAL EXPENDITURES

5210-0600 Office Equipment - Computer	\$0.00	\$0.00	\$0.00	\$0.00	0.00
5210-0700 Office Equipment - Computer	\$0.00	\$0.00	\$0.00	\$0.00	0.00
5215-0600 Office Equipment - Business Machine	\$0.00	\$0.00	\$0.00	\$0.00	0.00
5215-0700 Office Equipment - Business Machine	\$0.00	\$0.00	\$0.00	\$0.00	0.00
5220-0700 Vehicles	\$0.00	\$0.00	\$0.00	\$0.00	0.00
5230-0000 Other Materials & Equipment	\$0.00	\$0.00	\$0.00	\$0.00	0.00
5230-0600 Other Materials & Equipment	\$0.00	\$0.00	\$0.00	\$0.00	0.00
5230-0700 Other Materials & Equipment	\$0.00	\$0.00	\$0.00	\$0.00	0.00
5230-0800 Other Materials & Equipment	\$0.00	\$0.00	\$0.00	\$0.00	0.00
5230-0900 Other Materials & Equipment	\$0.00	\$0.00	\$0.00	\$0.00	0.00
5260-0700 Construction/Capital Improvements	\$10,500.00	\$97,033.00	\$3,769.64	\$93,263.36	35.90
5260-0000 Construction/Capital Improvements	\$2,000.00	\$5,102.00	\$0.00	\$5,102.00	0.00
Total:	\$12,500.00	\$102,135.00	\$3,769.64	\$98,365.36	30.16

HUDSON RIVER-BLACK RIVER REGULATING DISTRICT
BUDGET BREAKDOWN
BLACK RIVER AREA
April 30, 2026

Account	Original Budgeted Amount <u>25-26</u>	Adjusted Budgeted Amount <u>25-26</u>	Expended Amount <u>To Date</u>	Budgeted Amount <u>Remaining</u>	% Of Budget <u>Expended</u>
CODE III - MATERIALS AND SUPPLIES					
5310-0600 Computer Supplies	\$0.00	\$0.00	\$193.10	(\$193.10)	0.00
5310-0700 Computer Supplies	\$0.00	\$0.00	\$0.00	\$0.00	0.00
5315-0600 Computer Software	\$0.00	\$0.00	\$0.00	\$0.00	0.00
5315-0700 Computer Software	\$0.00	\$0.00	\$0.00	\$0.00	0.00
5315-0800 Computer Software	\$0.00	\$0.00	\$56.66	(\$56.66)	0.00
5315-0900 Computer Software	\$0.00	\$0.00	\$56.66	(\$56.66)	0.00
5320-0600 Small Tools & Equipment	\$0.00	\$0.00	\$0.00	\$0.00	0.00
5320-0700 Small Tools & Equipment	\$1,656.00	\$1,656.00	\$562.80	\$1,093.20	33.99
5320-0800 Small Tools & Equipment	\$0.00	\$0.00	\$0.00	\$0.00	0.00
5320-0900 Small Tools & Equipment	\$0.00	\$0.00	\$0.00	\$0.00	0.00
5325-0600 Office Supplies	\$460.00	\$460.00	\$309.27	\$150.73	67.23
5325-0700 Office Supplies	\$331.00	\$331.00	\$227.71	\$103.29	68.79
5330-0000 Other Materials & Supplies	\$0.00	\$0.00	\$110.66	(\$110.66)	0.00
5330-0600 Other Materials & Supplies	\$0.00	\$0.00	\$0.00	\$0.00	0.00
5330-0700 Other Materials & Supplies	\$10,716.00	\$10,716.00	\$5,035.61	\$5,680.39	46.99
5330-0800 Other Materials & Supplies	\$530.00	\$530.00	\$82.97	\$447.03	15.65
5330-0900 Other Materials & Supplies	\$552.00	\$552.00	\$25.99	\$526.01	4.71
5340-0600 Vehicle Gas & Oil	\$0.00	\$0.00	\$0.00	\$0.00	0.00
5340-0700 Vehicle Gas & Oil	\$3,488.00	\$3,488.00	\$3,070.73	\$417.27	88.04
5345-0600 Vehicle-Repairs & Parts	\$120.00	\$120.00	\$0.00	\$120.00	0.00
5345-0700 Vehicle-Repairs & Parts	\$2,679.00	\$2,679.00	\$15,671.25	(\$12,992.25)	584.97
5350-0000 Equipment-Repairs & Parts	\$0.00	\$0.00	\$0.00	\$0.00	0.00
5350-0600 Equipment-Repairs & Parts	\$28.00	\$28.00	\$33.50	(\$5.50)	119.64
5350-0700 Equipment-Repairs & Parts	\$1,104.00	\$1,104.00	\$923.48	\$180.52	83.65
5350-0800 Equipment-Repairs & Parts	\$0.00	\$0.00	\$0.00	\$0.00	0.00
5350-0900 Equipment-Repairs & Parts	\$0.00	\$0.00	\$0.00	\$0.00	0.00
5360-0000 Erosion Control - Hawkinsville	\$0.00	\$0.00	\$0.00	\$0.00	0.00
5360-0700 Erosion Control - Stillwater	\$10,300.00	\$10,300.00	\$0.00	\$10,300.00	0.00
5360-0900 Erosion Control - Sixth Lake	\$0.00	\$0.00	\$0.00	\$0.00	0.00
Total:	\$31,964.00	\$31,964.00	\$26,360.39	\$5,603.61	82.47
CODE IV - CONTRACTUAL SERVICES					
5610-0600 Utilities	\$918.00	\$918.00	\$1,386.54	(\$468.54)	151.04
5610-0700 Utilities	\$5,460.00	\$5,460.00	\$5,424.20	\$35.80	99.34
5610-0800 Utilities	\$327.00	\$327.00	\$320.87	\$6.13	98.13
5610-0900 Utilities	\$403.00	\$403.00	\$368.55	\$34.45	91.45
5620-0600 Postage	\$839.00	\$839.00	\$895.99	(\$56.99)	106.79
5620-0700 Postage	\$0.00	\$0.00	\$0.00	\$0.00	0.00
5620-0000 Postage	\$0.00	\$0.00	\$0.00	\$0.00	0.00
5630-0600 Printing	\$367.00	\$367.00	\$75.53	\$291.47	20.58
5630-0700 Printing	\$0.00	\$0.00	\$0.00	\$0.00	0.00
5640-0600 Advertising General	\$0.00	\$0.00	\$0.00	\$0.00	0.00
5640-0700 Advertising - Stillwater	\$0.00	\$0.00	\$0.00	\$0.00	0.00
5650-0700 Repairs to Structures	\$0.00	\$0.00	\$0.00	\$0.00	0.00
5650-0800 Repairs to Structures	\$0.00	\$0.00	\$0.00	\$0.00	0.00
5650-0900 Repairs to Structures	\$0.00	\$0.00	\$0.00	\$0.00	0.00
5650-0000 Repairs to Structures	\$0.00	\$0.00	\$0.00	\$0.00	0.00

HUDSON RIVER-BLACK RIVER REGULATING DISTRICT

BUDGET BREAKDOWN

BLACK RIVER AREA

April 30, 2026

Account	Original Budgeted Amount <u>25-26</u>	Adjusted Budgeted Amount <u>25-26</u>	Expended Amount <u>To Date</u>	Budgeted Amount <u>Remaining</u>	% Of Budget <u>Expended</u>	
CODE IV - CONTRACTUAL SERVICES - Cont'd						
5660-0600	Rent	\$10,642.00	\$10,642.00	\$7,380.00	\$3,262.00	69.35
5670-0600	Insurance-District	\$30,640.00	\$30,640.00	\$77,593.53	(\$46,953.53)	253.24
5680-0600	Dues, Subscriptions & Memberships	\$659.00	\$659.00	\$0.00	\$659.00	0.00
5680-0700	Dues, Subscriptions & Memberships	\$0.00	\$0.00	\$0.00	\$0.00	0.00
5690-0700	Consultant Fees - Computer	\$515.00	\$515.00	\$0.00	\$515.00	0.00
5695-0600	Consultant Fees - Accounting	\$0.00	\$0.00	\$0.00	\$0.00	0.00
5695-0700	Consultant Fees-Engineering SW	\$390,000.00	\$390,000.00	\$330,310.18	\$59,689.82	84.69
5695-0800	Consultant Fees-Engineering OF	\$0.00	\$0.00	\$0.00	\$0.00	0.00
5695-0900	Consultant Fees-Engineering SL	\$0.00	\$0.00	\$0.00	\$0.00	0.00
5695-0000	Consultant Fees-Engineering Hawk	\$0.00	\$9,618.00	\$0.00	\$9,618.00	0.00
5696-0000	Consultant-Legal Hawkinsville	\$0.00	\$0.00	\$0.00	\$0.00	0.00
5697-0600	Beneficiaries and Constituents	\$0.00	\$0.00	\$0.00	\$0.00	0.00
5699-0000	Surveying	\$0.00	\$0.00	\$0.00	\$0.00	0.00
5697-0700	Surveying	\$0.00	\$0.00	\$0.00	\$0.00	0.00
5697-0900	Surveying	\$0.00	\$0.00	\$0.00	\$0.00	0.00
5700-0600	Training Expense	\$0.00	\$0.00	\$0.00	\$0.00	0.00
5700-0700	Training Expense	\$0.00	\$0.00	\$0.00	\$0.00	0.00
5710-0600	Travel Expense	\$0.00	\$0.00	\$0.00	\$0.00	0.00
5710-0700	Travel Expense	\$1,607.00	\$1,607.00	\$0.00	\$1,607.00	0.00
5740-0700	Debt Payments - Principal	\$0.00	\$0.00	\$0.00	\$0.00	0.00
5740-0800	Debt Payments - Principal	\$0.00	\$0.00	\$0.00	\$0.00	0.00
5740-0900	Debt Payments - Principal	\$0.00	\$0.00	\$0.00	\$0.00	0.00
5740-0000	Debt Payments - Principal	\$0.00	\$0.00	\$0.00	\$0.00	0.00
5750-0700	Debt Payments - Interest	\$0.00	\$0.00	\$0.00	\$0.00	0.00
5750-0800	Debt Payments - Interest	\$0.00	\$0.00	\$0.00	\$0.00	0.00
5750-0900	Debt Payments - Interest	\$0.00	\$0.00	\$0.00	\$0.00	0.00
5750-0000	Debt Payments - Interest	\$0.00	\$0.00	\$0.00	\$0.00	0.00
5760-0700	Cleaning Expense	\$0.00	\$0.00	\$142.14	(\$142.14)	0.00
5770-0600	Contingencies	\$5,358.00	\$5,358.00	\$0.00	\$5,358.00	0.00
5770-0700	Contingencies - Stillwater	\$0.00	\$0.00	\$0.00	\$0.00	0.00
5770-0800	Contingencies - OF	\$4,415.00	\$4,415.00	\$55.00	\$4,360.00	1.25
5770-0900	Contingencies - SL	\$4,415.00	\$4,415.00	\$120.00	\$4,295.00	2.72
5770-0000	Contingencies - Hawk	\$6,180.00	\$6,180.00	\$0.00	\$6,180.00	0.00
5790-0700	Uniforms	\$942.00	\$942.00	\$423.31	\$518.69	44.94
5800-0600	USGS Contract	\$103,279.00	\$103,279.00	\$46,909.42	\$56,369.58	45.42
5805-0600	Observers	\$1,052.00	\$1,052.00	\$936.00	\$116.00	88.97
5810-0600	Telephone	\$5,475.00	\$5,475.00	\$3,874.37	\$1,600.63	70.76
5810-0700	Telephone	\$4,541.00	\$4,541.00	\$2,761.36	\$1,779.64	60.81
5810-0800	Telephone	\$1,176.00	\$1,176.00	\$238.34	\$937.66	20.27
5810-0900	Telephone	\$1,190.00	\$1,190.00	\$231.09	\$958.91	19.42
5830-0000	Equipment Rental	\$0.00	\$0.00	\$0.00	\$0.00	0.00
5830-0600	Equipment Rental	\$304.00	\$304.00	\$0.00	\$304.00	0.00
5830-0700	Equipment Rental	\$338.00	\$338.00	\$0.00	\$338.00	0.00
5830-0800	Equipment Rental	\$0.00	\$0.00	\$0.00	\$0.00	0.00
5830-0900	Equipment Rental	\$0.00	\$0.00	\$0.00	\$0.00	0.00
5840-0600	Maintenance Service Contracts	\$465.00	\$465.00	\$464.00	\$1.00	99.78
5870-0600	Computer Communications	\$1,600.00	\$1,600.00	\$1,399.10	\$200.90	87.44
5870-0700	Computer Communications	\$1,346.00	\$1,346.00	\$2,064.71	(\$718.71)	153.40
5870-0800	Computer Communications	\$438.00	\$438.00	\$1,099.90	(\$661.90)	251.12
5870-0900	Computer Communications	\$433.00	\$433.00	\$1,099.90	(\$666.90)	254.02
5890-0600	Bank Charges	\$103.00	\$103.00	\$39.41	\$63.59	0.00
	Total:	\$585,427.00	\$595,045.00	\$485,613.44	\$109,431.56	81.61

HUDSON RIVER-BLACK RIVER REGULATING DISTRICT
 BUDGET BREAKDOWN
 BLACK RIVER AREA
 April 30, 2026

Account	Original Budgeted Amount <u>25-26</u>	Adjusted Budgeted Amount <u>25-26</u>	Expended Amount <u>To Date</u>	Budgeted Amount <u>Remaining</u>	% Of Budget <u>Expended</u>
CODE VI - OTHER					
7000-0600 Allocated Board Expense	\$718,051.00	\$718,051.00	\$613,716.80	\$104,334.20	85.47
Total:	\$718,051.00	\$718,051.00	\$613,716.80	\$104,334.20	85.47
Total Budget for Black River Area	\$2,132,282.00	\$2,231,535.00	\$1,740,456.25	\$491,078.75	77.99

INCOME

<u>Account</u>	Budgeted Amount <u>25-26</u>	Adjusted Budgeted Amount <u>25-26</u>	Amount Received <u>To Date</u>	Balance <u>Due</u>	% Of Budget <u>Received</u>
4000-0000 Water Power Income	\$51,500.00	\$51,500.00	\$42,541.70	\$8,958.30	82.61
4010-0000 Miscellaneous Income	\$0.00	\$0.00	\$15,019.21	(\$15,019.21)	0.00
4030-0700 Assessment Income-Stillwater	\$1,115,975.00	\$1,115,975.00	\$1,098,625.00	\$17,350.00	98.45
4030-0900 Assessment Inc.-Old Forge/Sixth Lake	\$35,141.00	\$35,141.00	\$34,126.00	\$1,015.00	97.11
4030-0000 Assessment Income-Hawkinsville	\$15,647.00	\$15,647.00	\$14,815.00	\$832.00	94.68
4030-0050 Assessment Income-Counties	\$90,254.00	\$90,254.00	\$90,254.00	\$0.00	100.00
4080-0000 Interest Income	\$40,000.00	\$40,000.00	\$65,480.58	(\$25,480.58)	163.70
4035-0000 less chargeable to the State	\$460,672.00	\$460,672.00	\$0.00	\$460,672.00	0.00
4040-0000 Sale of Surplus	\$0.00	\$0.00	\$7,627.50	(\$7,627.50)	0.00
Total:	\$1,809,189.00	\$1,809,189.00	\$1,368,488.99	\$440,700.01	75.64

HRA HUDSON RIVER-BLACK RIVER REGULATING DISTRICT

February 28-March 31, 2026

GOF TOTALS

Beginning Balance of Hudson River Area Report

\$ 221,315.16

3/2/2026 MERCHANT SVCS DES:MERCH DEP ID:8036886698 Renewals	\$	2,970.00
3/2/2026 MERCHANT SVCS DES:MERCH DEP ID:8036886698 Renewals	\$	785.00
3/2/2026 MERCHANT SVCS DES:MERCH DEP ID:8036886698 Renewals	\$	755.00
3/2/2026 MERCHANT SVCS DES:MERCH DEP ID:8033748610 In Person Credit Card O175 R835	\$	990.00
3/3/2026 MERCHANT SVCS DES:MERCH DEP ID:8036886698 Renewals	\$	1,335.00
3/4/2026 MERCHANT SVCS DES:MERCH DEP ID:8036886698 Renewals 1765, Other 30	\$	1,795.00
3/4/2026 MERCHANT SVCS DES:MERCH DEP ID:8033748610 O15 R110 In Person Credit Card	\$	125.00
3/6/2026 STIP Deposit	\$	89,811.17
3/5/2026 Preencoded Deposit 3379 Renewals	\$	22,635.00
3/5/2026 MERCHANT SVCS DES:MERCH DEP ID:8036886698 Renewals16430,Refund O-15	\$	16,415.00
3/5/2026 MERCHANT SVCS DES:MERCH DEP ID:8033748610 In Person Credit Card Renewal	\$	60.00
3/6/2026 MERCHANT SVCS DES:MERCH DEP ID:8036886698 Renewals	\$	1,140.00
3/6/2026 MERCH DEP ID:8033748610 NEW(315) Other (15) In Person Credit Card	\$	330.00
3/9/2026 MERCHANT SVCS DES:MERCH DEP ID:8036886698 Renewals	\$	1,335.00
3/9/2026 MERCHANT SVCS DES:MERCH DEP ID:8036886698 Renewals	\$	1,155.00
3/9/2026 MERCHANT SVCS DES:MERCH DEP ID:8036886698 Renewals	\$	1,140.00
3/10/2026 Cash Deposit Renewals	\$	555.00
3/10/2026 Inflation Reduction Act Tax Credit -roof top solar	\$	20,398.99
3/10/2026 MERCHANT SVCS DES:MERCH DEP ID:8036886698 Renewals	\$	1,160.00
3/11/2026 MERCHANT SVCS DES:MERCH DEP ID:8033748610 In Person Credit Card R120 O15	\$	135.00
3/11/2026 MERCHANT SVCS DES:MERCH DEP ID:8036886698 Renewals	\$	1,155.00
3/12/2026 STIP Deposit	\$	125,629.27
3/12/2026 MERCHANT SVCS DES:MERCH DEP ID:8036886698 Renewals	\$	1,325.00
3/12/2026 MERCHANT SVCS DES:MERCH DEP ID:8033748610 In Person Credit Card Renewals	\$	145.00
3/13/2026 BR Allocation	\$	118,120.91
3/13/2026 Preencoded Deposit 3379 Renewals	\$	15,270.00
3/13/2026 MERCHANT SVCS DES:MERCH DEP ID:8036886698 Renewals	\$	2,435.00
3/13/2026 MERCH DEP ID:8033748610 NEW(315)	\$	315.00
3/16/2026 MERCH DEP ID:8033748610 N700R180O50	\$	930.00
3/16/2026 MERCHANT SVCS DES:MERCH DEP ID:8036886698	\$	425.00
3/16/2026 MERCHANT SVCS DES:MERCH DEP ID:8036886698 Renewals	\$	16,680.00
3/16/2026 Cash Deposit Renewals	\$	335.00
3/16/2026 MERCHANT SVCS DES:MERCH DEP ID:8036886698 Renewals	\$	2,895.00
3/16/2026 MERCHANT SVCS DES:MERCH DEP ID:8036886698 Renewals	\$	505.00
3/17/2026 MERCHANT SVCS DES:MERCH DEP ID:8033748610 R80	\$	80.00
3/18/2026 MERCHANT SVCS DES:MERCH DEP ID:8036886698 Renewals	\$	145.00
3/19/2026 MERCHANT SVCS DES:MERCH DEP ID:8036886698 Renewals 210, Other 15	\$	225.00
3/19/2026 STIP Deposit	\$	84,791.14
3/20/2026 Preencoded Deposit 3379 Checks Renewals	\$	11,945.00
3/20/2026 Preencoded Deposit 3379 New checks	\$	3,105.00
3/20/2026 Preencoded Deposit 3379 Checks Renewals Other	\$	1,045.00
3/20/2026 MERCHANT SVCS DES:MERCH DEP ID:8036886698 Renewals310 WP30	\$	340.00
3/23/2026 MERCHANT SVCS DES:MERCH DEP ID:8036886698 Renewals	\$	620.00
3/23/2026 MERCHANT SVCS DES:MERCH DEP ID:8036886698 Renewals	\$	315.00
3/23/2026 MERCHANT SVCS DES:MERCH DEP ID:8036886698 Renewals95 WP15	\$	110.00
3/24/2026 MERCHANT SVCS DES:MERCH DEP ID:8036886698 Renewals	\$	235.00
3/24/2026 MERCHANT SVCS DES:MERCH DEP ID:8033748610 R80	\$	80.00
3/25/2026 MERCHANT SVCS DES:MERCH DEP ID:8033748610 R80	\$	80.00
3/25/2026 MERCHANT SVCS DES:MERCH DEP ID:8036886698 Renewals	\$	150.00
3/25/2026 Cash Deposit Renewals	\$	80.00
3/25/2026 Cash Deposit Other	\$	125.00
3/26/2026 MERCHANT SVCS DES:MERCH DEP ID:8036886698 Renewals	\$	70.00
3/27/2026 STIP Deposit	\$	20,275.51
3/27/2026 Preencoded Deposit 3379 Checks Renewals	\$	475.00
3/30/2026 MERCHANT SVCS DES:MERCH DEP ID:8036886698 Renewals	\$	230.00
3/30/2026 MERCHANT SVCS DES:MERCH DEP ID:8036886698 Renewals	\$	80.00
3/30/2026 MERCHANT SVCS DES:MERCH DEP ID:8033748610 In Person CC Renewal	\$	2,185.00
3/31/2026 MERCHANT SVCS DES:MERCH DEP ID:8036886698 Renewals	\$	175.00
3/31/2026 MERCHANT SVCS DES:MERCH DEP ID:8033748610 In Person N315O15	\$	365.00

Total Deposits for the month \$ 578,516.99

New Balance

\$ 799,832.15

HRA **SWEEPS/Refunds/ Other charges**

03/17/26 SWEEP of BOA to STIP	\$	118,120.91
03/19/26 SWEEP of BOA to STIP	\$	125,000.00
Total Sweeps:	\$	243,120.91

Total refunds/sweeps/other charges \$ 243,120.91

New Balance Total \$ 556,711.24

Disbursements for month

	<u>Check number</u>	Amount
224 03.11.25 Regular Payroll		\$ 74,191.45
225 Albany Parking Authority	21139	\$ 735.00
226 Bergmann Associates	21140	\$ 8,489.07
227 Business Card VISA	21141	\$ 4,790.53
228 IMC	21142	\$ 783.75
229 Repeat Business Solutions	21143	\$ 307.54
230 WEX Bank	21144	\$ 513.83
231 54 State Street Associates LP	21145	\$ 6,510.64
232 Buell Fuel LLC	21146	\$ 1,245.78
233 John Callaghan	21147	\$ 196.73
234 Elavon Key Bank	21148	\$ 545.93
235 Ferrellgas	21149	\$ 1,335.02
236 NYS Health Insurance (April)	21150	\$ 113,775.72
237 LogicalNet	21151	\$ 1,786.00
238 Timothy Maniccia	21152	\$ 79.75
239 Timothy Reagan	21153	\$ 153.70
240 03.25.26 Regular Payroll (CSEA Dues \$1593.76)	21154	\$ 74,191.45
241 CSEA EBF	21155	\$ 9,001.66
242 Home Depot	21156	\$ 791.79
243 National Grid	21157	\$ 739.54
244 Stephanie Ruzycky	21158	\$ 66.70
245 54 State Street Associates LP	21159	\$ 4,971.64
246 Albany Parking Authority	21160	\$ 735.00
247 Bergmann Associates	21161	\$ 8,000.59
248 National Grid	21162	\$ 771.25
249 Petty Cash	21163	\$ 5,797.03
		<hr/>
		\$ 320,507.09
	Total Disbursements	

HRA's General Operating Fund Balance for Month \$ 236,204.15

PETTY CASH RECAPITULATION SHEET

for period MARCH 2026

CHECK #	DATE ISSUED	VENDOR	DESCRIPTION	AMOUNT
3-1	3/4/26	Allen & Palmer True Value	Other Supplies SFO	\$ 5.49
3-2	3/4/26	BackBay	Accounting Consulting GB	\$ 87.50
3-3	3/4/26	Elavon Key Bank	Bank Service Charges SFO	\$ 40.31
3-4	3/4/26	Fulton County Electrical	Relocated 2 3way switches SFO	\$ 243.90
3-5	3/4/26	Frontier	CV: 696-4632 \$124.58, 696-3125 \$210.88, 696-5191 \$98.82, 696-4634 \$124.58	\$ 558.86
3-6	3/4/26	Harbor Freight Tools	Tools SFO	\$ 11.97
3-7	3/4/26	Kingsbor Lumber Co. Inc.	SFO: Equipment Parts \$137.94; Other materials for basement office \$229.04 & 154.27	\$ 521.25
3-8	3/4/26	Leaf	Equipment Rental SFO	\$ 126.57
3-9	3/4/26	NAPA Auto Parts of Johnstown	Vehicle Parts SFO	\$ 184.68
3-10	3/4/26	National Grid	Hope Wells Rd #87451-45106 SFO \$51.40; Outdoor Lighting at CV #80952-91405\$96.33	\$ 147.73
3-11	3/4/26	NYS OGS	Security ID NM	\$ 12.50
3-12	3/4/26	NYS Thruway Authority	Travel & Mileage GB	\$ 2.50
3-13	3/12/26	FirstLight Fiber	Data Communications GB	\$ 237.00
3-14	3/12/26	Frontier	518-648-0585 IL	\$ 184.69
3-15	3/12/26	Harbor Freight Tools	SFO: Tools \$51.94 Other supplies \$68.97	\$ 120.91
3-16	3/12/26	Kingsboro Lumber Co. Inc.	SFO: Other Supplies: \$68.23, \$112.57, \$187.60, \$12.64	\$ 381.04
3-17	3/12/26	Lake Luzerne Auto Parts	CV: Other Materials \$101.66 & (\$38.00)	\$ 63.66
3-18	3/12/26	The Hardware Store	Other Materials CV	\$ 4.53
3-19	3/12/26	NAPA Auto Parts of Johnstown	Equipment Parts SFO	\$ 65.46
3-20	3/12/26	Road Run In Parts	Vehicle Parts SFO	\$ 93.34
3-21	3/12/26	Running Supply Inc.	SFO: Equipment Parts \$19.98, \$23.37, Other supplies \$15.98	\$ 59.33
3-22	3/12/26	Spectrum Enterprise	233 Cty Rte8 #142621801	\$ 129.99
3-23	3/12/26	Spectrum Enterprise	233 Cty Rte 8 Bld 2 CV#8358211880027986	\$ 135.35
3-24	3/12/26	Verizon Wireless	Cell Phone Charges GB\$93.75, SFO\$31.25, CV\$31.25	\$ 156.25
3-25	3/24/26	Fulton County Electrical	2 dedicated circuits at SFO Other supplies	\$ 460.00
3-26	3/24/26	Frontier	SFO Hope Gage Station 518-924-2201	\$ 117.00
3-27	3/24/26	H&M Equipment Co. Inc.	2 hooks Equipt Parts SFO	\$ 10.74
3-28	3/24/26	Kingsboro Lumber Co. Inc.	Front Desk other supplies SFO	\$ 22.73
3-29	3/24/26	National Grid	40 Indian Lake Dam Rd #99200-44103 IL	\$ 50.92
3-30	3/24/26	Primo Brands BluTriton	Water for Conklingville Other materials CV	\$ 20.99
3-31	3/24/26	Road Run In Parts	Battery-Equipment Parts SFO	\$ 8.08
3-32	3/24/26	Running Supply Inc.	SFO: Other supplies \$24.91, Marine Jack Equipt Part \$59.99	\$ 89.40
3-33	3/24/26	Spectrum Enterprise	233 Cty Rte8 Bldg 2 CV #8358211880027838	\$ 145.35
3-34	3/26/26	National Grid	IL: IL Dam Rd \$281.66; CV: 11467 CV Rd \$86.50, Kathan Rd \$237.41, 3838 N Shore Rd \$68.86	\$ 674.43
3-35	3/26/26	Repeat Business	Printing SFO	\$ 206.77
3-36	3/26/26	Road Run In Parts	Vehicle Parts SFO Ford Explorer	\$ 415.81

Total for page: \$ 5,797.03

HUDSON RIVER-BLACK RIVER REGULATING DISTRICT
BUDGET BREAKDOWN
GENERAL BOARD
March 2026

<u>Account</u>	Original Budget <u>25-26</u>	Adjusted Budget <u>25-26</u>	Expensed Amount <u>To Date</u>	Budgeted Amount <u>Remaining</u>	% Of Budget <u>Expensed</u>
CODE I - PERSONAL SERVICES AND EMPLOYEE BENEFITS					
5010-0500 Salaries - Permanent	\$1,077,956.00	\$1,077,956.00	\$834,994.08	\$242,961.92	77.46
5020-0500 Salaries - Temporary	\$0.00				#DIV/0!
5040-0500 Salaries - Longevity	800.00	\$800.00	800.00	0.00	100.00
5050-0500 Salaries - Buyback	6,720.00	\$6,720.00	6,188.88	531.12	92.10
5060-0500 Salary Contingency	0.00	\$0.00	260.21	(260.21)	#DIV/0!
5070-0500 Pension & Retirement	181,275.00	\$181,275.00	178,559.00	2,716.00	98.50
5080-0500 Health Insurance	553,065.00	\$553,065.00	392,335.99	160,729.01	70.94
5085-0500 Dental Insurance	48,585.00	\$48,585.00	30,948.06	17,636.94	63.70
5090-0500 Vision Care	7,096.00	\$7,096.00	5,174.40	1,921.60	72.92
5100-0500 Social Security	68,339.00	\$68,339.00	49,713.96	18,625.04	72.75
5120-0500 Medicare	15,983.00	\$15,983.00	11,870.82	4,112.18	74.27
5130-0500 Workers' Compensation	24,984.00	\$24,984.00	26,924.91	(1,940.91)	107.77
5140-0500 Salaries - Vacant Positions		\$0.00		0.00	#DIV/0!
Total:	<u>\$1,984,803.00</u>	<u>\$1,984,803.00</u>	<u>\$1,537,770.31</u>	<u>\$447,032.69</u>	<u>77.48</u>
CODE II - CAPITAL EXPENDITURES					
5210-0500 Computer Equipment	\$33,000.00	\$33,000.00		\$33,000.00	0.00
5215-0500 Office Equipment	563.00	\$563.00		563.00	0.00
5220-0500 Vehicles	0.00	\$0.00		0.00	0.00
5230-0500 Other Equipment	0.00	\$0.00		0.00	0.00
5240-0500 Public Relations Equipment	0.00	\$0.00		0.00	0.00
Total:	<u>\$33,563.00</u>	<u>\$33,563.00</u>	<u>\$0.00</u>	<u>\$33,563.00</u>	<u>0.00</u>
CODE III - MATERIALS AND SUPPLIES					
5310-0500 Computer Supplies	\$676.00	\$676.00		\$676.00	0.00
5315-0500 Computer Software	4,381.00	\$4,381.00	6,417.52	(2,036.52)	146.49
5325-0500 Office Supplies	1,629.00	\$1,629.00	1,133.37	495.63	69.57
5330-0500 Other Materials & Supplies	293.00	\$293.00	1,138.46	(845.46)	388.55
5340-0500 Vehicles Gas & Oil	2,013.00	\$2,013.00	1,293.18	719.82	64.24
5345-0500 Vehicles Repairs & Parts	293.00	\$293.00	225.97	67.03	77.12
5350-0500 Equipment Repairs & Parts	293.00	\$293.00		293.00	0.00
5370-0500 Public Relations Supplies	0.00	\$0.00	1,495.02	(1,495.02)	0.00
Total:	<u>\$9,578.00</u>	<u>\$9,578.00</u>	<u>\$11,703.52</u>	<u>(\$2,125.52)</u>	<u>122.19</u>
CODE IV - CONTRACTUAL SERVICES					
5610-0500 Utilities	\$6,162.00	\$6,162.00	\$4,985.60	\$1,176.40	80.91
5620-0500 Postage	878.00	\$878.00	279.51	598.49	31.83
5630-0500 Printing	371.00	\$371.00		371.00	0.00
5640-0500 Advertising	912.00	\$912.00	213.50	698.50	23.41
5660-0500 Rent	68,590.00	\$68,590.00	52,379.80	16,210.20	76.37
5670-0500 Insurance	42,384.00	\$42,384.00	125,074.59	(82,690.59)	295.10
5680-0500 Dues, Subscrips & Inf Services	3,152.00	\$3,152.00	3,004.59	147.41	95.32
5690-0500 Computer Consultant	28,296.00	\$28,296.00	23,295.45	5,000.55	82.33
5691-0500 Accounting Audit & Consulting	42,000.00	\$42,000.00	29,115.00	12,885.00	69.32
5693-0500 Insurance Consultant	0.00	\$0.00		0.00	#DIV/0!
5694-0500 Public Relations Consultant	0.00	\$0.00		0.00	#DIV/0!
5695-0500 Engineering Consultant	0.00	\$0.00		0.00	#DIV/0!
5696-0500 Legal Services and Consultants	0.00	\$0.00		0.00	#DIV/0!
5697-0500 Cons./Benefits	773.00	\$773.00		773.00	0.00

HUDSON RIVER-BLACK RIVER REGULATING DISTRICT
BUDGET BREAKDOWN
GENERAL BOARD
March 2026

<u>Account</u>	Original Budget <u>25-26</u>	Adjusted Budget <u>25-26</u>	Expensed Amount <u>To Date</u>	Budgeted Amount <u>Remaining</u>	% Of Budget <u>Expensed</u>
CODE IV - CONTRACTUAL SERVICES (Cont'd.)					
5700-0500 Training & Education	\$1,093.00	\$1,093.00	\$2,700.00	(\$1,607.00)	247.03
5710-0500 Travel & Meetings	13,408.00	\$13,408.00	10,902.31	2,505.69	81.31
5720-0500 Public Relations - Newsletter	0.00	\$0.00		0.00	#DIV/0!
5725-0500 Public Relations - Webcasting	0.00	\$0.00		0.00	#DIV/0!
5727-0500 Public Relations - Public Info	0.00	\$0.00		0.00	#DIV/0!
5760-0500 Premises Maint., Repairs, Cleaning	0.00	\$0.00		0.00	#DIV/0!
5730-0500 Interest Expense	0.00	\$0.00		0.00	#DIV/0!
5770-0500 Contingencies	30,900.00	\$53,905.00		53,905.00	0.00
5790-0500 Uniforms	618.00	\$618.00	284.99	333.01	46.11
5810-0500 Telephone	3,850.00	\$3,850.00	2,400.00	1,450.00	62.34
5820-0500 OGS Tie Line	0.00	\$0.00		0.00	#DIV/0!
5830-0500 Equipment Rental	1,171.00	\$1,171.00		1,171.00	0.00
5840-0500 Maintenance Service Contracts	4,197.00	\$4,197.00	3,289.13	907.87	78.37
5860-0500 NYS Service Fees	0.00	\$0.00		0.00	#DIV/0!
5870-0500 Data Communications	2,934.00	\$2,934.00	2,451.46	482.54	83.55
5890-0500 Bank Service Charges	<u>0.00</u>	\$0.00		<u>0.00</u>	#DIV/0!
Total:	<u>\$251,689.00</u>	<u>\$274,694.00</u>	<u>\$260,375.93</u>	<u>\$14,318.07</u>	<u>94.79</u>
BLACK RIVER ALLOCATION (GENERAL BOARD PORTION)			<u>(\$570,082.73)</u>	<u>(\$570,082.73)</u>	<u>0.00</u>
Total Budget for General Board:	<u>\$2,279,633.00</u>	<u>\$2,302,638.00</u>	<u>\$1,239,767.03</u>	<u>(\$77,294.49)</u>	<u>53.84</u>
Reappropriations from FY 24-25 5770-0500	<u>\$ 23,005.00</u>				

HUDSON RIVER-BLACK RIVER REGULATING DISTRICT
BUDGET BREAKDOWN
SACANDAGA FIELD OFFICE
March 2026

<u>Account</u>	<u>Original Budget 25-26</u>	<u>Adjusted Budget 25-26</u>	<u>Expensed Amount To Date</u>	<u>Budgeted Amount Remaining</u>	<u>% Of Budget Expensed</u>
CODE I - PERSONAL SERVICES AND EMPLOYEE BENEFITS					
5010-0200 Salaries - Permanent	\$436,660.00	\$436,660.00	\$353,162.64	\$83,497.36	80.88
5020-0200 Salaries - Temporary	31,442.00	\$31,442.00		31,442.00	0.00
5030-0200 Salaries - Overtime/On Call Comp		\$0.00		0.00	0.00
5040-0200 Salaries - Longevity	4,000.00	\$4,000.00	4,000.00	0.00	100.00
5050-0200 Salaries - Buyback	5,250.00	\$5,250.00	5,283.78	(33.78)	100.64
5060-0200 Salary Contingency	0.00	\$0.00		0.00	0.00
5070-0200 Pension & Retirement	79,718.00	\$79,718.00	78,524.00	1,194.00	98.50
5080-0200 Health Insurance	526,170.00	\$526,170.00	337,161.14	189,008.86	64.08
5085-0200 Dental Insurance	33,250.00	\$33,250.00	21,023.91	12,226.09	63.23
5090-0200 Vision Care	8,427.00	\$8,427.00	5,241.60	3,185.40	62.20
5100-0200 Social Security	29,596.00	\$29,596.00	21,228.60	8,367.40	71.73
5120-0200 Medicare	6,922.00	\$6,922.00	4,964.49	1,957.51	71.72
5130-0200 Workers' Compensation	7,654.00	\$7,654.00	9,299.46	(1,645.46)	121.50
5135-0500 Unemployment Reimbursement	0.00	\$0.00		0.00	0.00
5140-0200 Salaries - Vacant Positions	0.00	\$0.00		0.00	0.00
Total:	<u>\$1,169,089.00</u>	<u>\$1,169,089.00</u>	<u>\$839,889.62</u>	<u>\$329,199.38</u>	<u>71.84</u>
CODE II - CAPITAL EXPENDITURES					
5210-0200 Computer Equipment	\$7,000.00	\$7,000.00		\$7,000.00	0.00
5215-0200 Office Equipment	1,773.00	\$1,773.00		1,773.00	0.00
5220-0200 Vehicles	0.00	\$0.00		0.00	#DIV/0!
5230-0200 Other Equipment	0.00	\$ 16,750.00		16,750.00	0.00
5260-0200 Capital Improvements	0.00	\$41,200.00	34,013.01	7,186.99	82.56
Total:	<u>\$8,773.00</u>	<u>\$66,723.00</u>	<u>\$34,013.01</u>	<u>\$32,709.99</u>	<u>50.98</u>
CODE III - MATERIALS AND SUPPLIES					
5310-0200 Computer Supplies	\$413.00	\$413.00	\$67.84	\$345.16	16.43
5315-0200 Computer Software	1,186.00	\$1,186.00	5,786.53	(4,600.53)	487.90
5320-0200 Tools	8,909.00	\$8,909.00	5,804.33	3,104.67	65.15
5325-0200 Office Supplies	1,488.00	\$1,488.00	1,118.34	369.66	75.16
5330-0220 Other Materials & Supplies	9,305.00	\$9,305.00	8,773.64	531.36	94.29
5340-0200 Vehicles Gas & Oil	12,435.00	\$12,435.00	4,748.25	7,686.75	38.18
5345-0200 Vehicles Repairs & Parts	22,438.00	\$22,438.00	12,316.94	10,121.06	54.89
5350-0200 Equipment Repairs & Parts	122,808.00	\$122,808.00	7,588.55	115,219.45	6.18
5360-0200 Erosion Control	20,868.00	\$20,868.00	23,279.85	(2,411.85)	111.56
Total:	<u>\$199,850.00</u>	<u>\$199,850.00</u>	<u>\$69,484.27</u>	<u>\$130,365.73</u>	<u>34.77</u>
CODE IV - CONTRACTUAL SERVICES					
5610-0200 Utilities	\$13,649.00	\$13,649.00	\$11,664.46	\$1,984.54	85.46
5620-0200 Postage	4,872.00	\$4,872.00	3,884.75	987.25	79.74
5630-0200 Printing	3,775.00	\$3,775.00	2,880.44	894.56	76.30
5640-0200 Advertising	0.00	\$0.00		0.00	#DIV/0!
5650-0200 Repairs to Structures	0.00	\$0.00		0.00	#DIV/0!
5670-0200 Insurance	226,741.00	\$226,741.00	168,746.26	57,994.74	74.42
5680-0200 Dues, Subscrips & Inf Services	0.00	\$0.00	239.88	(239.88)	#DIV/0!
5690-0200 Computer Consultant	9,270.00	\$9,270.00	6,595.25	2,674.75	71.15
5694-0200 Public Relations Consultant	0.00	\$0.00			#DIV/0!
5695-0200 Engineering Consultant	0.00	\$0.00		0.00	#DIV/0!

HUDSON RIVER-BLACK RIVER REGULATING DISTRICT
BUDGET BREAKDOWN
SACANDAGA FIELD OFFICE
March 2026

<u>Account</u>	Original Budget <u>25-26</u>	Adjusted Budget <u>25-26</u>	Expensed Amount <u>To Date</u>	Budgeted Amount <u>Remaining</u>	% Of Budget <u>Expensed</u>
CODE IV - CONTRACTUAL SERVICES (cont'd.)					
5696-0200 Legal Services and Consultants	\$ -	\$0.00		\$0.00	#DIV/0!
5697-0200 Consultant/Benefic & Constitut	\$ -	\$0.00		0.00	#DIV/0!
5698-0200 Consultant Fees/Access Permit	\$ -	\$0.00		0.00	#DIV/0!
5699-0200 Surveying Services	\$ 6,180.00	\$6,180.00		6,180.00	0.00
5700-0200 Training & Education	\$ 3,024.00	\$ 3,024.00	751.50	2,272.50	24.85
5710-0200 Travel & Meetings	\$ 464.00	\$464.00		464.00	0.00
5720-0200 Public Relations - Newsletter	\$ -	\$0.00		0.00	#DIV/0!
5730-0200 Interest Expense	\$ -	\$0.00		0.00	#DIV/0!
5740-0200 Debt Payments - Principal	\$ -	\$0.00		0.00	#DIV/0!
5750-0200 Debt Payments - Interest	\$ -	\$0.00		0.00	#DIV/0!
5760-0200 Premises Mtc, Repairs, Cleaning	\$ -	\$0.00	338.00	(338.00)	#DIV/0!
5770-0200 Contingencies	\$ 92,700.00	\$ 151,054.00		151,054.00	0.00
5790-0200 Uniforms	\$ 6,273.00	\$6,273.00	3,426.41	2,846.59	54.62
5805-0200 Gauge Observers-USGS	\$ -	\$0.00		0.00	#DIV/0!
5810-0200 Telephone	\$ 3,833.00	\$3,833.00	2,718.78	1,114.22	70.93
5830-0200 Equipment Rental	\$ 4,214.00	\$4,214.00	3,223.32	990.68	76.49
5840-0200 Mtc. Service Contracts	\$ 1,126.00	\$1,126.00	253.00	873.00	22.47
5870-0200 Data Communications	\$ 1,605.00	\$1,605.00	1,183.27	421.73	73.72
5890-0000 Bank Service Charge	\$ 6,260.00	\$6,260.00	5,196.08	1,063.92	83.00
5895-0200 Discount Expense		\$0.00		<u>0.00</u>	#DIV/0!
Total:	<u>\$ 383,986.00</u>	<u>\$442,340.00</u>	<u>\$211,101.40</u>	<u>\$231,238.60</u>	47.72
CODE V - TAXES					
5900-0200 Taxes				<u>\$0.00</u>	<u>#DIV/0!</u>
Total Budget for Sacandaga Field Office	<u>\$ 1,761,698.00</u>	<u>\$1,878,002.00</u>	<u>\$1,154,488.30</u>	<u>\$723,513.70</u>	<u>61.47</u>
Reappropriation from FY 2024-25					
5260-0200	\$ 41,200.00				
5770-0200	\$ 75,104.00				
03.11.26 Bd Mtg 5230-0200	\$ 16,750.00				
5770-0200	\$ (16,750.00)				

HUDSON RIVER-BLACK RIVER REGULATING DISTRICT
BUDGET BREAKDOWN
CONKLINGVILLE OFFICE
March 2026

<u>Account</u>	Original Budget <u>25-26</u>	Adjusted Budget <u>25-26</u>	Expensed Amount <u>To Date</u>	Budgeted Amount <u>Remaining</u>	% Of Budget <u>Expensed</u>
CODE I - PERSONAL SERVICES AND EMPLOYEE BENEFITS					
5010-0300 Salaries - Permanent	\$65,231.00	\$65,231.00	\$50,178.00	\$15,053.00	76.92
5020-0300 Salaries - Temporary	7,860.00	\$7,860.00		7,860.00	0.00
5030-0300 Salaries - Overtime		\$0.00		0.00	#DIV/0!
5040-0300 Salaries - Longevity	2,000.00	\$2,000.00	2,000.00	0.00	100.00
5050-0300 Salaries - Buyback	2,625.00	\$2,625.00	2,508.90	116.10	95.58
5060-0300 Salary Contingency	0.00	\$0.00		0.00	#DIV/0!
5070-0300 Pension & Retirement	12,979.00	\$12,979.00	12,784.00	195.00	98.50
5080-0300 Health Insurance	66,014.00	\$66,014.00	36,826.58	29,187.42	55.79
5085-0300 Dental Insurance	3,138.00	\$3,138.00	2,204.50	933.50	70.25
5090-0300 Vision Care	444.00	\$444.00	336.00	108.00	75.68
5100-0300 Social Security	4,924.00	\$4,924.00	3,239.55	1,684.45	65.79
5120-0300 Medicare	1,152.00	\$1,152.00	757.62	394.38	65.77
5130-0300 Workers' Compensation	3,037.00	\$3,037.00	1,511.91	1,525.09	49.78
5135-0300 Unemployment Reimbursement		\$0.00		<u>0.00</u>	#DIV/0!
Total:	<u>\$169,404.00</u>	<u>\$169,404.00</u>	<u>\$112,347.06</u>	<u>\$57,056.94</u>	66.32
CODE II - CAPITAL EXPENDITURES					
5210-0300 Computer Equipment		\$0.00	\$990.94	(\$990.94)	#DIV/0!
5220-0300 Vehicles	0.00	\$0.00		0.00	#DIV/0!
5230-0300 Other Equipment	0.00	\$ 11,224.00	11,290.91	(66.91)	100.60
5260-0300 Capital Improvements	<u>25,000.00</u>	\$33,581.00		<u>33,581.00</u>	0.00
Total:	<u>\$25,000.00</u>	<u>\$44,805.00</u>	<u>\$12,281.85</u>	<u>\$32,523.15</u>	27.41
CODE III - MATERIALS AND SUPPLIES					
5310-0300 Computer Supplies	\$0.00	\$0.00	\$67.84	(\$67.84)	#DIV/0!
5315-0300 Computer Software	0.00	\$0.00		0.00	#DIV/0!
5320-0300 Tools	309.00	\$309.00		309.00	0.00
5325-0300 Office Supplies	247.00	\$247.00		247.00	0.00
5330-0300 Other Materials & Supplies	2,162.00	\$2,162.00	3,213.09	(1,051.09)	148.62
5340-0300 Vehicles Gas & Oil	1,553.00	\$1,553.00	1,224.44	328.56	78.84
5345-0300 Vehicles Repairs & Parts	742.00	\$742.00	1,356.29	(614.29)	182.79
5350-0300 Equipment Repairs & Parts	6,381.00	\$6,381.00	2,227.84	4,153.16	34.91
5360-0300 Erosion Control	<u>0.00</u>	\$0.00		<u>0.00</u>	#DIV/0!
Total:	<u>\$11,394.00</u>	<u>\$11,394.00</u>	<u>\$8,089.50</u>	<u>\$3,304.50</u>	<u>71.00</u>
CODE IV - CONTRACTUAL SERVICES					
5610-0300 Utilities	\$6,433.00	\$6,433.00	\$7,900.79	(\$1,467.79)	122.82
5620-0300 Postage	0.00	\$0.00		0.00	#DIV/0!
5630-0300 Printing	0.00	\$0.00		0.00	#DIV/0!
5640-0300 Advertising	0.00	\$0.00		0.00	#DIV/0!
5650-0300 Repairs to Structures	0.00	\$0.00		0.00	#DIV/0!
5680-0300 Dues, Subscriptions & Inform. Services	0.00	\$0.00		0.00	#DIV/0!
5690-0300 Computer Consultant	0.00	\$0.00		0.00	#DIV/0!
5694-0300 Public Relations Consultant	0.00	\$0.00			#DIV/0!
5695-0300 Engineering Consultant	28,000.00	\$36,494.00	7,500.00	28,994.00	20.55
5696-0300 Legal Services & Consultants	0.00	\$0.00		0.00	#DIV/0!
5698-0300 Consultant Fees	0.00	\$0.00		0.00	#DIV/0!
5699-0300 Surveying Services	10,609.00	\$10,609.00		10,609.00	0.00
5700-0300 Training & Education	0.00	\$0.00		0.00	#DIV/0!
5710-0300 Travel & Meetings	0.00	\$0.00		0.00	#DIV/0!
5740-0300 Debt Payments - Principal	25,000.00	\$25,000.00		25,000.00	0.00
5750-0300 Debt Payments - Interest	19,532.00	\$19,532.00	10,830.17	8,701.83	55.45

HUDSON RIVER-BLACK RIVER REGULATING DISTRICT
BUDGET BREAKDOWN
CONKLINGVILLE OFFICE
March 2026

<u>Account</u>	Original Budget <u>25-26</u>	Adjusted Budget <u>25-26</u>	Expensed Amount <u>To Date</u>	Budgeted Amount <u>Remaining</u>	% Of Budget <u>Expensed</u>
CODE IV - CONTRACTUAL SERVICES (cont'd.)					
5760-0300 Premises Mtc, Repairs, Cleaning	\$ -	\$0.00		\$0.00	#DIV/0!
5770-0300 Contingencies	\$ 29,976.00	\$29,976.00		29,976.00	0.00
5790-0300 Uniforms	\$ 515.00	\$515.00	149.32	\$365.68	28.99
5800-0300 Gage Observers - USGS	\$ 93,083.00	\$93,083.00	42,642.58	50,440.42	45.81
5810-0300 Telephone	\$ 6,463.00	\$6,463.00	5,431.96	1,031.04	84.05
5830-0300 Equipment Rental	\$ -	\$0.00		0.00	#DIV/0!
5870-0300 Data Communications	<u>\$ 4,483.00</u>	<u>\$4,483.00</u>	<u>3,723.85</u>	<u>759.15</u>	83.07
Total:	<u>\$ 224,094.00</u>	<u>\$232,588.00</u>	<u>\$78,178.67</u>	<u>\$154,409.33</u>	33.61
Total Budget for Conklingville Office:	<u>\$ 429,892.00</u>	<u>\$458,191.00</u>	<u>\$210,897.08</u>	<u>\$247,293.92</u>	46.03
Reappropriation from FY 2025-26					
5260-0300	\$ 8,581.00				
5695-0300	\$ 8,494.00				
Budget Adjustment					
10.15.2025 5230-0300	\$ 11,224.00				
5770-0300	\$ (11,224.00)				
03.10.26 5690-0300	\$ 2,578.00				
5870-0300	\$ 523.00				
5800-0300	\$ (3,101.00)				

HUDSON RIVER-BLACK RIVER REGULATING DISTRICT
BUDGET BREAKDOWN
INDIAN LAKE DAM
March 2026

<u>Account</u>	<u>Original Budget 25-26</u>	<u>Adjusted Budget 25-26</u>	<u>Expensed Amount To Date</u>	<u>Budgeted Amount Remaining</u>	<u>% Of Budget Expensed</u>
CODE I - PERSONAL SERVICES AND EMPLOYEE BENEFITS					
5010-0400 Salaries - Permanent	\$7,055.00	\$7,055.00	\$5,474.82	\$1,580.18	77.60
5100-0400 Social Security	446.00	\$446.00	339.34	106.66	76.09
5120-0400 Medicare	104.00	\$104.00	79.29	24.71	76.24
5130-0400 Workers' Compensation	<u>145.00</u>	\$145.00	<u>137.26</u>	<u>7.74</u>	<u>94.66</u>
Total:	<u>\$7,750.00</u>	<u>\$7,750.00</u>	<u>\$6,030.71</u>	<u>\$1,719.29</u>	<u>77.82</u>
CODE II - CAPITAL EXPENDITURES					
5215-0400 Office Equipment	\$0.00	\$0.00	\$0.00	\$0.00	0.00
5230-0400 Other Equipment	0.00	\$0.00	0.00	0.00	0.00
5260-0400 Capital Improvements	<u>0.00</u>	\$10,565.00	<u>0.00</u>	<u>10,565.00</u>	<u>0.00</u>
Total:	<u>\$0.00</u>	<u>\$10,565.00</u>	<u>\$0.00</u>	<u>\$10,565.00</u>	<u>0.00</u>
CODE III - MATERIALS AND SUPPLIES					
5135-0400 Computer Software	0	0	56.67	(\$56.67)	#DIV/0!
5320-0400 Tools	\$164.00	\$164.00	\$39.99	\$124.01	24.38
5325-0400 Office Supplies	0.00	\$0.00	0.00	0.00	#DIV/0!
5330-0400 Other Materials & Supplies	563.00	\$563.00	455.27	107.73	80.87
5350-0400 Equipment Repairs & Parts	1,532.00	\$1,532.00	355.72	<u>1,176.28</u>	23.22
5360-0400 Erosion Control	<u>563.00</u>	<u>563.00</u>	<u>0.00</u>	<u>0.00</u>	<u>0.00</u>
Total:	<u>\$2,822.00</u>	<u>\$2,822.00</u>	<u>907.65</u>	<u>\$1,408.02</u>	<u>32.16</u>
CODE IV - CONTRACTUAL SERVICES					
5610-0400 Utilities	\$5,001.00	\$5,001.00	\$6,242.86	(\$1,241.86)	124.83
5620-0400 Postage	28.00	\$28.00		28.00	0.00
5630-0400 Printing		\$0.00		0.00	#DIV/0!
5640-0400 Advertising		\$0.00		0.00	#DIV/0!
5650-0400 Repairs to Structures		\$3,111,917.00	900,497.40	2,211,419.60	28.94
5680-0400 Dues, Subscriptions & Memberships	0.00	\$0.00		0.00	#DIV/0!
5694-0400 Public Relations Consultant	0.00	\$0.00			#DIV/0!
5695-0400 Engineering Consultant		\$9,314.00	230,657.17	(\$221,343.17)	2,476.46
5698-0400 Consultant Fees/Access Permit	0.00	\$0.00		0.00	#DIV/0!
5740-0400 Debt Payments - Principal	300,000.00	\$300,000.00		300,000.00	0.00
5750-0400 Debt Payments - Interest	550,000.00	\$550,000.00	18,244.95	531,755.05	3.32
5760-0400 Premises Mtc., Repairs, Cleaning		\$0.00		0.00	#DIV/0!
5770-0400 Contingencies	5,000.00	\$1,011,661.00	1,500.00	1,010,161.00	0.15
5800-0400 Gage Observers - USGS	0.00	\$0.00		0.00	#DIV/0!
5805-0400 Gauge Observers		\$0.00		0.00	#DIV/0!
5810-0400 Telephone	2,185.00	\$2,185.00	1,642.43	542.57	75.17
5830-0400 Equipment Rental		\$0.00		0.00	#DIV/0!
5840-0400 Maintenance Service Contracts		\$0.00		<u>0.00</u>	#DIV/0!
Total:	<u>\$862,214.00</u>	<u>\$4,990,106.00</u>	<u>\$1,158,784.81</u>	<u>\$3,831,321.19</u>	<u>23.22</u>
Total Budget for Indian Lake Dam:	<u>\$872,786.00</u>	<u>\$5,011,243.00</u>	<u>\$1,165,723.17</u>	<u>\$3,845,013.50</u>	<u>23.26</u>
Reappropriation from FY 2024-25					
5260-0400	\$ 10,565.00				
5650-0400	\$ 3,111,917.00				
5695-0400	\$ 9,314.00				
5770-0400	\$ 1,006,661.00				

HUDSON RIVER-BLACK RIVER REGULATING DISTRICT
 BUDGET BREAKDOWN
 HUDSON RIVER AREA
 2025-2026

REVENUE for Month

<u>Account</u>	Original Budget Amount <u>25-26</u>	Adjusted Budget Amount <u>25-26</u>	Revenue <u>To Date</u>	Balance <u>Due</u>	% Of Budget <u>Received</u>
4000-0000 Water Power Service	\$0.00	\$0.00		\$0.00	#DIV/0!
4010-0000 Miscellaneous	40,000.00	\$40,000.00	42,243.07	(2,243.07)	106%
4020-0000 Permit Fees - Renewals	550,000.00	\$550,000.00	474,782.00	75,218.00	86%
4025-0000 Permit Fees - New	0.00	\$0.00	32,250.00	(32,250.00)	#DIV/0!
4028-0000 Permit Fees - Other	0.00	\$0.00	12,355.00	(12,355.00)	#DIV/0!
4030-0000 Assessment Income	2,576,526.00	\$2,576,526.00	2,576,526.00	0.00	100%
4031-0000 HB Assessments	488,440.00	\$488,440.00	488,439.73	0.27	100%
4035-0000 Chargeable to the State	789,328.00	\$789,328.00		789,328.00	0%
4040-0000 Sale of Surplus	0.00	\$0.00	3,847.50	(3,847.50)	#DIV/0!
4040-0200 Sale of Surplus - SFO			5,760.90		
4070-0000 Gain on Sale of Investments	0.00	\$0.00		0.00	#DIV/0!
4080-0000 Interest	0.00	\$0.00	121,937.18	(121,937.18)	#DIV/0!
4082-0000 Interest Earned in Debt Service Reserve Fund			1,797.18		#DIV/0!
From Unappropriated Fund Balance		\$0.00		0.00	#DIV/0!
Bond Proceeds		\$0.00		<u>0.00</u>	#DIV/0!
 Total:	 <u>\$4,444,294.00</u>	 <u>\$4,444,294.00</u>	 <u>\$3,759,938.56</u>	 <u>\$691,913.52</u>	 84.60

HUDSON RIVER-BLACK RIVER REGULATING DISTRICT

GENERAL BOARD & HUDSON RIVER AREA

Appropriations to Date 07/01/2025-03/27/2026

EXPENSES	Original 2025-2026 BUDGET	Adjusted 2025-2026 BUDGET	EXPENDED TO DATE	REMAINING BALANCE OF APPROPRIATION	PERCENT OF BUDGET EXPENDED
PERSONAL SERVICES & EMPLOYEE BENEFITS GB	\$1,984,802.00	\$1,984,803.00	\$1,537,770.31	447,032.69	77.48%
PERSONAL SERVICES & EMPLOYEE BENEFITS HRA	\$1,346,240.00	\$1,346,243.00	\$958,267.39	387,975.61	71.18%
CAPITAL EXPENDITURES GB	\$33,563.00	\$33,563.00	\$0.00	33,563.00	0.00%
CAPITAL EXPENDITURES HRA	\$33,773.00	\$122,093.00	\$46,294.86	75,798.14	37.92%
MATERIALS AND SUPPLIES GB	\$9,577.00	\$9,578.00	\$11,703.52	(2,125.52)	122.19%
MATERIALS AND SUPPLIES HRA	\$214,065.00	\$214,066.00	\$78,481.42	135,584.58	36.66%
CONTRACTUAL SERVICES GB	\$251,689.00	\$274,694.00	\$260,375.93	14,318.07	94.79%
CONTRACTUAL SERVICES HRA	\$1,481,518.00	\$5,665,034.00	\$1,448,064.88	4,216,969.12	25.56%
TAXES	\$0.00	-	-	-	0.00%
MONTHLY ALLOCATION (BR) 31.5%		-	(\$570,082.73)		0.00%
TOTAL:	\$5,355,227.00	\$9,650,074.00	\$3,770,875.58	5,879,198.42	39.08%
GRAND TOTAL	\$5,355,227.00	\$9,650,074.00			
INCOME	Original 2025-2026 BUDGET	Adjusted 2025-2026 BUDGET	RECEIVED TO DATE	BALANCE DUE	PERCENT OF BUDGET RECEIVED
WATER POWER SERVICE	\$0.00	-	-	-	#DIV/0!
MISCELLANEOUS	0.00	0.00	42,243.07	(42,243.07)	0.00%
PERMITS - RENEWALS	550,000.00	550,000.00	474,782.00	75,218.00	86.32%
PERMITS - NEW	-	-	32,250.00	(32,250.00)	0.00%
PERMITS - OTHER	-	-	12,355.00	(12,355.00)	0.00%
FIXED ASSESSMENT INCOME	2,576,526.00	2,576,526.00	2,576,526.00	-	100.00%
HEADWATER BENEFITS ASSESSMENTS	488,440.00	488,440.00	488,439.73	0.27	100.00%
CHARGEABLE TO THE STATE	789,328.00	789,328.00		789,328.00	0.00%
SALE OF SURPLUS	-	-	9,608.40	(9,608.40)	#DIV/0!
GAIN ON SALE OF INVESTMENT				-	0.00%
INTEREST	40,000.00	40,000.00	121,937.18	(81,937.18)	304.84%
INTEREST IN DEBT SERVICE RESERVE FUND			1,797.18	(1,797.18)	#DIV/0!
FROM UNAPPROPRIATED FUND BALANCE				-	0.00%
BOND PROCEEDS		-		-	0.00%
TOTAL:	4,444,294.00	4,444,294.00	\$3,759,938.56	684,355.44	84.60%

HUDSON RIVER-BLACK RIVER REGULATING DISTRICT
BLACK RIVER AREA

General Fund Checking
March 31, 2026

Balance, General Fund Checking (Community Bank, N.A.) 02/28/26 \$142,029.80

Receipts:

03/03/26	Northern Power Water Rent Check for 03/2026	\$ 4,291.67
03/04/26	STIP Transfer, BR-566	\$ 7,436.89
03/18/26	STIP Transfer, BR-568	\$22,629.56
03/31/26	STIP Transfer, BR-570	\$23,548.37

Total Receipts \$ 57,906.49

\$199,936.29

Disbursements:

03/04/26	Batch 44 – HDR, Inc.	\$22,317.56
03/06/26	Batch 45 – Weather Observers (4ea @ \$78)	\$ 312.00
03/23/26	Batch 46 – HDR, Inc.	\$22,824.88
03/24/26	Batch 47 – Mirabito Energy Products	\$ 723.49
03/30/26	Batch 48 – Petty Cash Reimbursement – 03/31/26	\$ 3,409.29

Total Disbursements \$ 49,587.22

Balance, General Fund Checking Account 03/31/26 \$150,349.07

PETTY CASH RECAPITULATION SHEET
for period ending March 31, 2026

CHECK #	DATE ISSUED	VENDOR	DESCRIPTION	AMOUNT	
3-1	7527	3/5/2026	First National Bank of Omaha	Stamps.com \$30.99 (monthly fee) & \$100.00 (replenish funds for postage)	130.99
3-2	7528	3/5/2026	National Grid	99387-85104 Vanduzee (1/27/26-2/25/26)	164.73
3-3	7529	3/5/2026	Frontier	315-357-3221 \$140.07 (SL GH); 315-942-3559 \$88.61 (Boonville)	228.68
3-4	7530	3/13/2026	Frontier	315-369-2217 \$84.68 (McKeever); 315-369-6090 \$147.55 (OF GH)	232.23
3-5	7531	3/13/2026	National Grid	35899-43101 \$255.84 (SW GH); 38091-95009 \$30.57 (Aux Splwy)	286.41
3-6	7532	3/16/2026	National Grid	78113-04101 \$49.90 (SL GH); 95237-46106 \$36.97 (OF GH); 98899-41109 \$85.42 (BRFO)	172.29
3-7	7533	3/19/2026	Frontier	315-376-4341 SW gatehouse	242.68
3-8	7534	3/20/2026	National Grid	66357-27109 \$115.79 (McKeever); 99099-41107 \$42.87 (BRFO outside light)	158.66
3-9	7535	3/20/2026	Frontier	315-376-6672 BRFO	212.58
3-10	7536	3/24/2026	Verizon	315-788-6760 Vanduzee	40.91
3-11	7537	3/24/2026	Charter Communications	Inv# 0308335031326 DSL for BRAO	145.40
3-12	7538	3/26/2026	Lowville Farmers' Co-Operative	Inv# 2603-557040 \$184.49; #2603-557041 \$166.49 boots for Mike D. & Josh R.	350.98
3-13	7539	3/26/2026	Old Forge Departement Store	Inv# 594652 \$182.94; #594987 \$23.96 supplies for Pole Barn Project	206.90
3-14	7540	3/26/2026	H&L Motors	Inv# 217118 oil & filter for 2024 Ram 2500	69.49
3-15	7541	3/30/2026	NYS Office for Technology	Inv# NYE5612316 \$166.12; UNY5612316 \$44.36 telephone for BRAO	210.48
3-16	7542	3/30/2026	National Grid	99387-85104 Vanduzee (2/25/26-3/26/26)	114.29
3-17	7543	3/30/2026	Staples	Inv# 6057971560 supplies for BRFO	24.59
3-18	7544	3/30/2026	Adirondack Steel Works	Inv# 70217 J Channel & Trim for Pole Barn Project	417.00

TOTAL

\$3,409.29

HUDSON RIVER-BLACK RIVER REGULATING DISTRICT
BLACK RIVER AREA

APPROPRIATIONS TO DATE - 7/1/25 TO 03/31/26

EXPENSES

	2025-2026 BUDGET	2025-2026 ADJUSTED BUDGET	EXPENDED TO DATE	REMAINING BALANCE OF APPROPRIATION	PERCENT OF BUDGET EXPENDED
PERSONAL SERVICES AND EMPLOYEE BENEFITS	\$784,340.00	\$784,340.00	\$560,473.34	\$223,866.66	71.46%
CAPITAL EXPENDITURES	\$12,500.00	\$102,135.00	\$3,769.64	\$98,365.36	3.69%
MATERIALS AND SUPPLIES	\$31,963.00	\$31,963.00	\$24,653.20	\$7,309.80	77.13%
CONTRACTUAL SERVICES	\$585,429.00	\$595,047.00	\$448,848.29	\$146,198.71	75.43%
ALLOCATED BOARD EXPENSES	\$718,051.00	\$718,051.00	\$570,082.73	\$147,968.27	79.39%
TOTAL	<u>\$2,132,283.00</u>	<u>\$2,231,536.00</u>	<u>\$1,607,827.20</u>	<u>\$623,708.80</u>	<u>72.05%</u>

INCOME

	2025-2026 BUDGET	2025-2026 ADJUSTED BUDGET	RECEIVED TO DATE	BALANCE DUE	PERCENT OF BUDGET RECEIVED
M & O ASSESSMENT	\$1,257,017.00	\$1,257,017.00	\$1,237,820.00	\$19,197.00	98.47%
INTEREST	\$40,000.00	\$40,000.00	\$59,644.49	(\$19,644.49)	149.11%
WATER SERVICE CONTRACT	\$51,500.00	\$51,500.00	\$38,250.03	\$13,249.97	74.27%
SALE OF SURPLUS	\$0.00	\$0.00	\$7,627.50	\$0.00	0.00%
MISC. INCOME	\$0.00	\$0.00	\$15,019.21	\$0.00	0.00%
LESS CHARGEABLE TO THE STATE	\$460,672.00	\$460,672.00	\$0.00	\$460,672.00	0.00%
TOTAL	<u>\$1,809,189.00</u>	<u>\$1,809,189.00</u>	<u>\$1,358,361.23</u>	<u>\$473,474.48</u>	75.08%

HUDSON RIVER-BLACK RIVER REGULATING DISTRICT

BUDGET BREAKDOWN

BLACK RIVER AREA

March 31, 2026

Account	Original Budgeted Amount <u>25-26</u>	Adjusted Budgeted Amount <u>25-26</u>	Expended Amount <u>To Date</u>	Budgeted Amount <u>Remaining</u>	% Of Budget <u>Expended</u>
CODE I - PERSONAL SERVICES AND EMPLOYEE BENEFITS					
5010-0600 Salaries - Permanent	\$142,806.00	\$142,806.00	\$109,046.20	\$33,759.80	76.36
5010-0700 Salaries - Permanent	\$143,469.00	\$143,469.00	\$113,143.15	\$30,325.85	78.86
5020-0700 Salaries - Temporary	\$7,860.00	\$7,860.00	\$0.00	\$7,860.00	0.00
5040-0600 Longevity	\$1,600.00	\$1,600.00	\$1,600.00	\$0.00	100.00
5040-0700 Longevity	\$1,600.00	\$1,600.00	\$1,600.00	\$0.00	100.00
5050-0600 Buyback	\$2,486.00	\$2,486.00	\$0.00	\$2,486.00	0.00
5060-0700 Salary Contingency	\$0.00	\$0.00	\$0.00	\$0.00	0.00
5070-0600 Pension & Retirement	\$24,531.00	\$24,531.00	\$24,163.00	\$368.00	98.50
5070-0700 Pension & Retirement	\$25,539.00	\$25,539.00	\$25,157.00	\$382.00	98.50
5080-0600 Health Insurance	\$233,457.00	\$233,457.00	\$164,799.69	\$68,657.31	70.59
5080-0700 Health Insurance	\$144,520.00	\$144,520.00	\$77,234.95	\$67,285.05	53.44
5085-0600 Dental Insurance	\$12,551.00	\$12,551.00	\$11,022.50	\$1,528.50	87.82
5085-0700 Dental Insurance	\$10,577.00	\$10,577.00	\$7,431.20	\$3,145.80	70.26
5090-0600 Vision Care	\$2,218.00	\$2,218.00	\$1,680.00	\$538.00	75.74
5090-0700 Vision Care	\$2,218.00	\$2,218.00	\$1,478.40	\$739.60	66.65
5100-0600 Social Security	\$9,107.00	\$9,107.00	\$6,268.16	\$2,838.84	68.83
5100-0700 Social Security	\$9,482.00	\$9,482.00	\$6,929.64	\$2,552.36	73.08
5120-0600 Medicare	\$2,130.00	\$2,130.00	\$1,465.93	\$664.07	68.82
5120-0700 Medicare	\$2,217.00	\$2,217.00	\$1,620.76	\$596.24	73.11
5130-0600 Workers' Compensation	\$2,579.00	\$2,579.00	\$2,857.65	(\$278.65)	110.80
5130-0700 Workers' Compensation	\$3,393.00	\$3,393.00	\$2,975.11	\$417.89	87.68
Total:	\$784,340.00	\$784,340.00	\$560,473.34	\$223,866.66	71.46
CODE II - CAPITAL EXPENDITURES					
5210-0600 Office Equipment - Computer	\$0.00	\$0.00	\$0.00	\$0.00	0.00
5210-0700 Office Equipment - Computer	\$0.00	\$0.00	\$0.00	\$0.00	0.00
5215-0600 Office Equipment - Business Machine	\$0.00	\$0.00	\$0.00	\$0.00	0.00
5215-0700 Office Equipment - Business Machine	\$0.00	\$0.00	\$0.00	\$0.00	0.00
5220-0700 Vehicles	\$0.00	\$0.00	\$0.00	\$0.00	0.00
5230-0000 Other Materials & Equipment	\$0.00	\$0.00	\$0.00	\$0.00	0.00
5230-0600 Other Materials & Equipment	\$0.00	\$0.00	\$0.00	\$0.00	0.00
5230-0700 Other Materials & Equipment	\$0.00	\$0.00	\$0.00	\$0.00	0.00
5230-0800 Other Materials & Equipment	\$0.00	\$0.00	\$0.00	\$0.00	0.00
5230-0900 Other Materials & Equipment	\$0.00	\$0.00	\$0.00	\$0.00	0.00
5260-0700 Construction/Capital Improvements	\$10,500.00	\$97,033.00	\$3,769.64	\$93,263.36	35.90
5260-0000 Construction/Capital Improvements	\$2,000.00	\$5,102.00	\$0.00	\$5,102.00	0.00
Total:	\$12,500.00	\$102,135.00	\$3,769.64	\$98,365.36	30.16

HUDSON RIVER-BLACK RIVER REGULATING DISTRICT
BUDGET BREAKDOWN
BLACK RIVER AREA
March 31, 2026

Account	Original Budgeted Amount <u>25-26</u>	Adjusted Budgeted Amount <u>25-26</u>	Expended Amount <u>To Date</u>	Budgeted Amount <u>Remaining</u>	% Of Budget <u>Expended</u>
CODE III - MATERIALS AND SUPPLIES					
5310-0600 Computer Supplies	\$0.00	\$0.00	\$193.10	(\$193.10)	0.00
5310-0700 Computer Supplies	\$0.00	\$0.00	\$0.00	\$0.00	0.00
5315-0600 Computer Software	\$0.00	\$0.00	\$0.00	\$0.00	0.00
5315-0700 Computer Software	\$0.00	\$0.00	\$0.00	\$0.00	0.00
5315-0800 Computer Software	\$0.00	\$0.00	\$56.66	(\$56.66)	0.00
5315-0900 Computer Software	\$0.00	\$0.00	\$56.66	(\$56.66)	0.00
5320-0600 Small Tools & Equipment	\$0.00	\$0.00	\$0.00	\$0.00	0.00
5320-0700 Small Tools & Equipment	\$1,656.00	\$1,656.00	\$0.00	\$1,656.00	0.00
5320-0800 Small Tools & Equipment	\$0.00	\$0.00	\$0.00	\$0.00	0.00
5320-0900 Small Tools & Equipment	\$0.00	\$0.00	\$0.00	\$0.00	0.00
5325-0600 Office Supplies	\$460.00	\$460.00	\$298.70	\$161.30	64.93
5325-0700 Office Supplies	\$331.00	\$331.00	\$227.71	\$103.29	68.79
5330-0000 Other Materials & Supplies	\$0.00	\$0.00	\$110.66	(\$110.66)	0.00
5330-0600 Other Materials & Supplies	\$0.00	\$0.00	\$0.00	\$0.00	0.00
5330-0700 Other Materials & Supplies	\$10,716.00	\$10,716.00	\$4,915.66	\$5,800.34	45.87
5330-0800 Other Materials & Supplies	\$530.00	\$530.00	\$56.98	\$473.02	10.75
5330-0900 Other Materials & Supplies	\$552.00	\$552.00	\$0.00	\$552.00	0.00
5340-0600 Vehicle Gas & Oil	\$0.00	\$0.00	\$0.00	\$0.00	0.00
5340-0700 Vehicle Gas & Oil	\$3,488.00	\$3,488.00	\$2,108.84	\$1,379.16	60.46
5345-0600 Vehicle-Repairs & Parts	\$120.00	\$120.00	\$0.00	\$120.00	0.00
5345-0700 Vehicle-Repairs & Parts	\$2,679.00	\$2,679.00	\$15,671.25	(\$12,992.25)	584.97
5350-0000 Equipment-Repairs & Parts	\$0.00	\$0.00	\$0.00	\$0.00	0.00
5350-0600 Equipment-Repairs & Parts	\$28.00	\$28.00	\$33.50	(\$5.50)	119.64
5350-0700 Equipment-Repairs & Parts	\$1,104.00	\$1,104.00	\$923.48	\$180.52	83.65
5350-0800 Equipment-Repairs & Parts	\$0.00	\$0.00	\$0.00	\$0.00	0.00
5350-0900 Equipment-Repairs & Parts	\$0.00	\$0.00	\$0.00	\$0.00	0.00
5360-0000 Erosion Control - Hawkinsville	\$0.00	\$0.00	\$0.00	\$0.00	0.00
5360-0700 Erosion Control - Stillwater	\$10,300.00	\$10,300.00	\$0.00	\$10,300.00	0.00
5360-0900 Erosion Control - Sixth Lake	\$0.00	\$0.00	\$0.00	\$0.00	0.00
Total:	\$31,964.00	\$31,964.00	\$24,653.20	\$7,310.80	77.13
CODE IV - CONTRACTUAL SERVICES					
5610-0600 Utilities	\$918.00	\$918.00	\$1,249.63	(\$331.63)	136.13
5610-0700 Utilities	\$5,460.00	\$5,460.00	\$5,213.91	\$246.09	95.49
5610-0800 Utilities	\$327.00	\$327.00	\$288.41	\$38.59	88.20
5610-0900 Utilities	\$403.00	\$403.00	\$327.45	\$75.55	81.25
5620-0600 Postage	\$839.00	\$839.00	\$848.20	(\$9.20)	101.10
5620-0700 Postage	\$0.00	\$0.00	\$0.00	\$0.00	0.00
5620-0000 Postage	\$0.00	\$0.00	\$0.00	\$0.00	0.00
5630-0600 Printing	\$367.00	\$367.00	\$75.53	\$291.47	20.58
5630-0700 Printing	\$0.00	\$0.00	\$0.00	\$0.00	0.00
5640-0600 Advertising General	\$0.00	\$0.00	\$0.00	\$0.00	0.00
5640-0700 Advertising - Stillwater	\$0.00	\$0.00	\$0.00	\$0.00	0.00
5650-0700 Repairs to Structures	\$0.00	\$0.00	\$0.00	\$0.00	0.00
5650-0800 Repairs to Structures	\$0.00	\$0.00	\$0.00	\$0.00	0.00
5650-0900 Repairs to Structures	\$0.00	\$0.00	\$0.00	\$0.00	0.00
5650-0000 Repairs to Structures	\$0.00	\$0.00	\$0.00	\$0.00	0.00

BUDGET BREAKDOWN

BLACK RIVER AREA

March 31, 2026

Account	Original Budgeted Amount <u>25-26</u>	Adjusted Budgeted Amount <u>25-26</u>	Expended Amount <u>To Date</u>	Budgeted Amount <u>Remaining</u>	% Of Budget <u>Expended</u>	
CODE IV - CONTRACTUAL SERVICES - Cont'd						
5660-0600	Rent	\$10,642.00	\$10,642.00	\$7,380.00	\$3,262.00	69.35
5670-0600	Insurance-District	\$30,640.00	\$30,640.00	\$77,593.53	(\$46,953.53)	253.24
5680-0600	Dues, Subscriptions & Memberships	\$659.00	\$659.00	\$0.00	\$659.00	0.00
5680-0700	Dues, Subscriptions & Memberships	\$0.00	\$0.00	\$0.00	\$0.00	0.00
5690-0700	Consultant Fees - Computer	\$515.00	\$515.00	\$0.00	\$515.00	0.00
5695-0600	Consultant Fees - Accounting	\$0.00	\$0.00	\$0.00	\$0.00	0.00
5695-0700	Consultant Fees-Engineering SW	\$390,000.00	\$390,000.00	\$295,436.69	\$94,563.31	75.75
5695-0800	Consultant Fees-Engineering OF	\$0.00	\$0.00	\$0.00	\$0.00	0.00
5695-0900	Consultant Fees-Engineering SL	\$0.00	\$0.00	\$0.00	\$0.00	0.00
5695-0000	Consultant Fees-Engineering Hawk	\$0.00	\$9,618.00	\$0.00	\$9,618.00	0.00
5696-0000	Consultant-Legal Hawkinsville	\$0.00	\$0.00	\$0.00	\$0.00	0.00
5697-0600	Beneficiaries and Constituents	\$0.00	\$0.00	\$0.00	\$0.00	0.00
5699-0000	Surveying	\$0.00	\$0.00	\$0.00	\$0.00	0.00
5697-0700	Surveying	\$0.00	\$0.00	\$0.00	\$0.00	0.00
5697-0900	Surveying	\$0.00	\$0.00	\$0.00	\$0.00	0.00
5700-0600	Training Expense	\$0.00	\$0.00	\$0.00	\$0.00	0.00
5700-0700	Training Expense	\$0.00	\$0.00	\$0.00	\$0.00	0.00
5710-0600	Travel Expense	\$0.00	\$0.00	\$0.00	\$0.00	0.00
5710-0700	Travel Expense	\$1,607.00	\$1,607.00	\$0.00	\$1,607.00	0.00
5740-0700	Debt Payments - Principal	\$0.00	\$0.00	\$0.00	\$0.00	0.00
5740-0800	Debt Payments - Principal	\$0.00	\$0.00	\$0.00	\$0.00	0.00
5740-0900	Debt Payments - Principal	\$0.00	\$0.00	\$0.00	\$0.00	0.00
5740-0000	Debt Payments - Principal	\$0.00	\$0.00	\$0.00	\$0.00	0.00
5750-0700	Debt Payments - Interest	\$0.00	\$0.00	\$0.00	\$0.00	0.00
5750-0800	Debt Payments - Interest	\$0.00	\$0.00	\$0.00	\$0.00	0.00
5750-0900	Debt Payments - Interest	\$0.00	\$0.00	\$0.00	\$0.00	0.00
5750-0000	Debt Payments - Interest	\$0.00	\$0.00	\$0.00	\$0.00	0.00
5760-0700	Cleaning Expense	\$0.00	\$0.00	\$142.14	(\$142.14)	0.00
5770-0600	Contingencies	\$5,358.00	\$5,358.00	\$0.00	\$5,358.00	0.00
5770-0700	Contingencies - Stillwater	\$0.00	\$0.00	\$0.00	\$0.00	0.00
5770-0800	Contingencies - OF	\$4,415.00	\$4,415.00	\$0.00	\$4,415.00	0.00
5770-0900	Contingencies - SL	\$4,415.00	\$4,415.00	\$65.00	\$4,350.00	1.47
5770-0000	Contingencies - Hawk	\$6,180.00	\$6,180.00	\$0.00	\$6,180.00	0.00
5790-0700	Uniforms	\$942.00	\$942.00	\$423.31	\$518.69	44.94
5800-0600	USGS Contract	\$103,279.00	\$103,279.00	\$46,909.42	\$56,369.58	45.42
5805-0600	Observers	\$1,052.00	\$1,052.00	\$936.00	\$116.00	88.97
5810-0600	Telephone	\$5,475.00	\$5,475.00	\$3,460.21	\$2,014.79	63.20
5810-0700	Telephone	\$4,541.00	\$4,541.00	\$2,481.43	\$2,059.57	54.65
5810-0800	Telephone	\$1,176.00	\$1,176.00	\$211.65	\$964.35	18.00
5810-0900	Telephone	\$1,190.00	\$1,190.00	\$209.11	\$980.89	17.57
5830-0000	Equipment Rental	\$0.00	\$0.00	\$0.00	\$0.00	0.00
5830-0600	Equipment Rental	\$304.00	\$304.00	\$0.00	\$304.00	0.00
5830-0700	Equipment Rental	\$338.00	\$338.00	\$0.00	\$338.00	0.00
5830-0800	Equipment Rental	\$0.00	\$0.00	\$0.00	\$0.00	0.00
5830-0900	Equipment Rental	\$0.00	\$0.00	\$0.00	\$0.00	0.00
5840-0600	Maintenance Service Contracts	\$465.00	\$465.00	\$464.00	\$1.00	99.78
5870-0600	Computer Communications	\$1,600.00	\$1,600.00	\$1,253.70	\$346.30	78.36
5870-0700	Computer Communications	\$1,346.00	\$1,346.00	\$1,859.74	(\$513.74)	138.17
5870-0800	Computer Communications	\$438.00	\$438.00	\$989.91	(\$551.91)	226.01
5870-0900	Computer Communications	\$433.00	\$433.00	\$989.91	(\$556.91)	228.62
5890-0600	Bank Charges	\$103.00	\$103.00	\$39.41	\$63.59	0.00
	Total:	\$585,427.00	\$595,045.00	\$448,848.29	\$146,196.71	75.43

HUDSON RIVER-BLACK RIVER REGULATING DISTRICT
 BUDGET BREAKDOWN
 BLACK RIVER AREA
 March 31, 2026

Account	Original Budgeted Amount <u>25-26</u>	Adjusted Budgeted Amount <u>25-26</u>	Expended Amount <u>To Date</u>	Budgeted Amount <u>Remaining</u>	% Of Budget <u>Expended</u>
CODE VI - OTHER					
7000-0600 Allocated Board Expense	\$718,051.00	\$718,051.00	\$570,082.73	\$147,968.27	79.39
Total:	\$718,051.00	\$718,051.00	\$570,082.73	\$147,968.27	79.39
Total Budget for Black River Area	\$2,132,282.00	\$2,231,535.00	\$1,607,827.20	\$623,707.80	72.05

INCOME

<u>Account</u>	Budgeted Amount <u>25-26</u>	Adjusted Budgeted Amount <u>25-26</u>	Amount Received <u>To Date</u>	Balance <u>Due</u>	% Of Budget <u>Received</u>
4000-0000 Water Power Income	\$51,500.00	\$51,500.00	\$38,250.03	\$13,249.97	74.27
4010-0000 Miscellaneous Income	\$0.00	\$0.00	\$15,019.21	(\$15,019.21)	0.00
4030-0700 Assessment Income-Stillwater	\$1,115,975.00	\$1,115,975.00	\$1,098,625.00	\$17,350.00	98.45
4030-0900 Assessment Inc.-Old Forge/Sixth Lake	\$35,141.00	\$35,141.00	\$34,126.00	\$1,015.00	97.11
4030-0000 Assessment Income-Hawkinsville	\$15,647.00	\$15,647.00	\$14,815.00	\$832.00	94.68
4030-0050 Assessment Income-Counties	\$90,254.00	\$90,254.00	\$90,254.00	\$0.00	100.00
4080-0000 Interest Income	\$40,000.00	\$40,000.00	\$59,644.49	(\$19,644.49)	149.11
4035-0000 less chargeable to the State	\$460,672.00	\$460,672.00	\$0.00	\$460,672.00	0.00
4040-0000 Sale of Surplus	\$0.00	\$0.00	\$7,627.50	(\$7,627.50)	0.00
Total:	\$1,809,189.00	\$1,809,189.00	\$1,358,361.23	\$450,827.77	75.08

REPORT OF CHIEF ENGINEER
HUDSON RIVER - BLACK RIVER REGULATING DISTRICT
BOARD MEETING
MAY 12, 2026 – MAYFIELD, NEW YORK

HUDSON RIVER AREA - APRIL SUMMARY

Reservoir Operation

Great Sacandaga Lake

The April average daily release from the Sacandaga Reservoir (Great Sacandaga Lake) was approximately 1,470 cubic feet per second (cfs). The Upper Hudson / Sacandaga River Offer of Settlement target elevation for April 30 is 763.62 feet (ft). The release of water from Great Sacandaga Lake was consistent with the Upper Hudson/Sacandaga River Offer of Settlement.

Table 1.0 - *Great Sacandaga Lake Elevation and Release*

Date	Daily Average Elevation (ft,NAVD) ⁽⁴⁾	Deviation (ft) (1)		Release (cfs)	
		From Average	From Offer of Settlement	Conklingville Dam	E.J. West (2) Hydro Plant
Mar. 31	760.42	+9.31	+11.30	0	1,870
Apr. 30	766.9 (e)	+1.9 (e)	+3.3 (e)	0	1,470 (e)

Notes: ⁽¹⁾ Difference between current reservoir elevation and historic average or Level 3

⁽²⁾ Release established by Regulating District

⁽³⁾ "(e)" represents estimated value

⁽⁴⁾ "NAVD" is North American Vertical Datum

Indian Lake Reservoir

The April average daily release from Indian Lake was approximately 466 cfs.

Table 2.0 - *Indian Lake Reservoir Elevation and Release*

Date	Daily Average Elevation (1) (ft, NAVD)	Deviation (ft)		Release (cfs)
		From Average	From Target	
Mar. 31	1,646.39	+7.56	+9.31	150
Apr. 30	1,650.0 (e)	+0.3 (e)	-0.6 (e)	466 (e)

Notes: ⁽¹⁾ Local datum = NAVD elevation + 1617.63ft; spillway crest = 1651.01ft (33.38ft)

⁽²⁾ "(e)" represents estimated value

HUDSON RIVER AREA - APRIL SUMMARY- continued**River Flow**

Hudson River flow, downstream of the confluence with the Sacandaga River, was approximately 7,360 cfs on April 25 and approximately 3,810 cfs below the historic average flow.

Table 3.0 - *Sacandaga, Indian, and Hudson River Flow*

River	Monthly Average Flow (cfs)	Historic Average Flow (2) (cfs)
Sacandaga at Hope	2,410 (e)	3,550
Sacandaga at Stewarts Bridge	1,470 (e)	1,290
Indian at Indian Lake Dam	466 (e)	224
Hudson at Hadley (1)	7,260 (e)	8,380

Notes: (1) Above confluence with Sacandaga River
 (2) Based on USGS records
 (3) "(e)" represents estimated value

Precipitation

Monthly total precipitation measured 57%, 53%, and 34% historic average at Indian Lake, Mayfield, and Conklingville, respectively, as of April 22

Table 4.0 - *Hudson River Basin Precipitation - as of April 22*

Station	Monthly Total (inch)	Historic Average (inch)
Indian Lake	2.03	3.55
Mayfield	2.02	3.80
Conklingville	1.25	3.72

HUDSON RIVER AREA - APRIL SUMMARY- continued

Operation Overview

Precipitation during the month of April was below normal across the Great Sacandaga Lake watershed and below average in the Indian Lake watershed. The monthly inflow to Great Sacandaga Lake and Indian Lake reservoir was approximately 60% and 80% of historic average, respectively. Monthly release of water from Great Sacandaga Lake and Indian Lake measured 118% and 134% of historic average, respectively.

Great Sacandaga Lake Operation

Great Sacandaga Lake operation summary report for the period April 1, 2026 through April 25, 2026 is attached. This report includes projected and forecast values for dates after April 25, 2026.

Hudson River Area Staff Activities

Staff completed routine maintenance and operations activities during the month.

A summary of Regulating District staff activities and work projects at the dam facilities is attached in the Operations Manager's Report.

BLACK RIVER AREA – APRIL SUMMARY

Reservoir Operations

Stillwater Reservoir

The April average daily release from Stillwater Reservoir was approximately 660 cfs. The maximum discharge for the month was 1000 cfs.

Table 1.0 - *Stillwater Reservoir Elevation and Release*

Date	Daily Average Elevation (ft, NAVD)	Deviation from Average Elevation (ft) (1)	Release (cfs)
Mar. 31	1,674.08	+5.75	50
Apr. 30	1,678.4 (e)	+1.2 (e)	400 (e)

Notes: (1) Difference between current reservoir elevation and historic average
(2) "(e)" represents estimated value

Sixth Lake Reservoir

The April average daily release from Sixth Lake Reservoir was approximately 40 cfs.

Table 2.0 - *Sixth Lake Reservoir Elevation and Release*

Date	Elevation (1) (ft, NAVD)	Deviation from Average Elevation (2) (ft)	Release (cfs)
Mar. 31	1,782.45	+0.39	54
Apr. 30	1,785.3 (e)	+0.5 (e)	5 (e)

Notes: (1) Local datum = USGS datum
(2) Difference between current reservoir elevation and historic average.
(3) "(e)" represents estimated value

Old Forge Reservoir

The April average daily release from Old Forge Reservoir was approximately 90 cfs.

Table 3.0 - *Old Forge Reservoir Elevation and Release*

Date	Elevation (1) (ft, NAVD)	Deviation from Average Elevation (2) (ft)	Release (cfs)
Mar. 31	1,705.11	+1.11	23
Apr. 30	1,706.5 (e)	+0.7 (e)	4 (e)

Notes: (1) Local Datum = USGS elevation
(2) Difference between current reservoir elevation and historic average.
(3) "(e)" represents estimated value

BLACK RIVER AREA - APRIL SUMMARY - continued

River Flow

The average daily Black River flow, as measured at the Watertown gauge, was approximately 5,970 cfs on April 25.

Table 4.0 - *Moose, Independence, Beaver, and Black River Flow*

River	Monthly Average Flow (cfs)	Historic Average Flow (1) (cfs)
Moose at McKeever	2,533 (e)	2,168
Beaver at Croghan	1,410 (e)	821
Black at Watertown	10,670 (e)	9,760

Notes: (1) Based on USGS records
 (2) "(e)" represents estimated value
 (3) Stage and flow affected by ice in river

Precipitation

Monthly total precipitation measured 104%, 92%, 83% of historic average at Stillwater, Old Forge, and Sixth Lake, respectively, as of April 20.

Table 5.0 - *Black River Basin Precipitation - as of April 20*

Station	Monthly Total (inch)	Historic Average (inch)
Stillwater	3.97	3.82
Old Forge	3.64	3.94
Sixth Lake	3.00	3.61

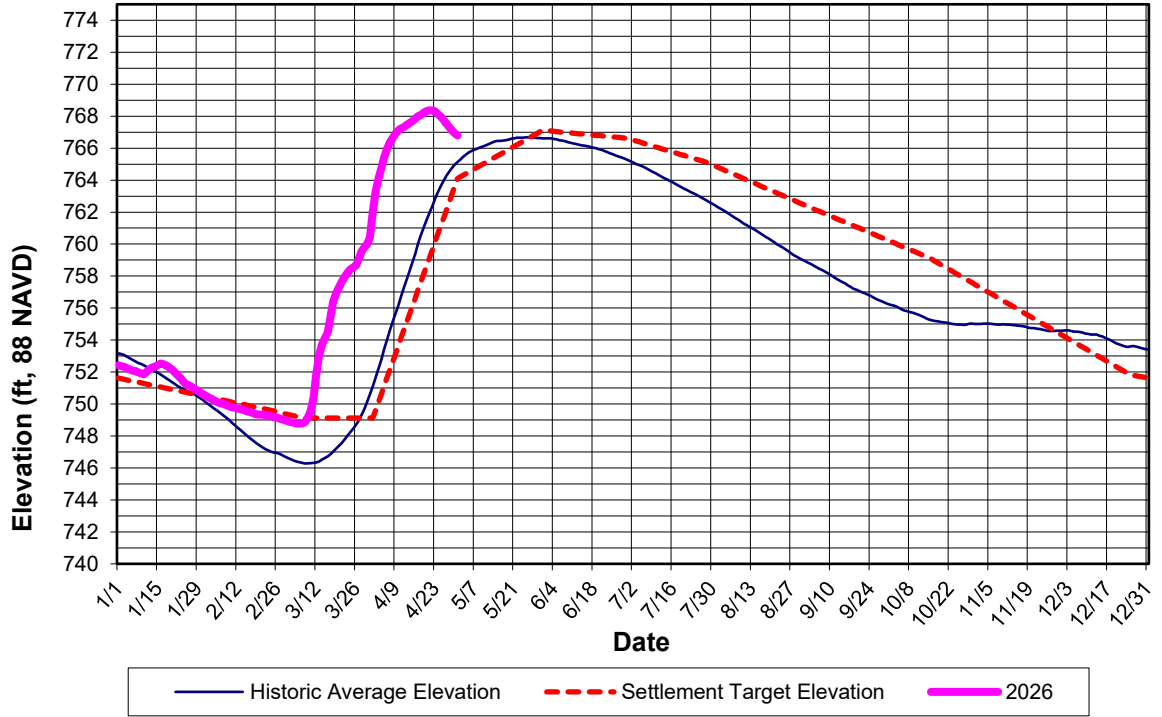
BLACK RIVER AREA - APRIL SUMMARY - continued**Operation Overview**

Precipitation in the month of April was above average at Stillwater, below average at Sixth Lake and above average at Old Forge Reservoir. The monthly inflow to Stillwater Reservoir was approximately 113% of historic average. The inflow to Sixth Lake and Old Forge Reservoir totaled 0.19 and 0.39 billion cubic feet, or 45% and 186% of historic average, respectively, in April. Release of water from Stillwater Reservoir provided 200% of historic monthly average discharge.

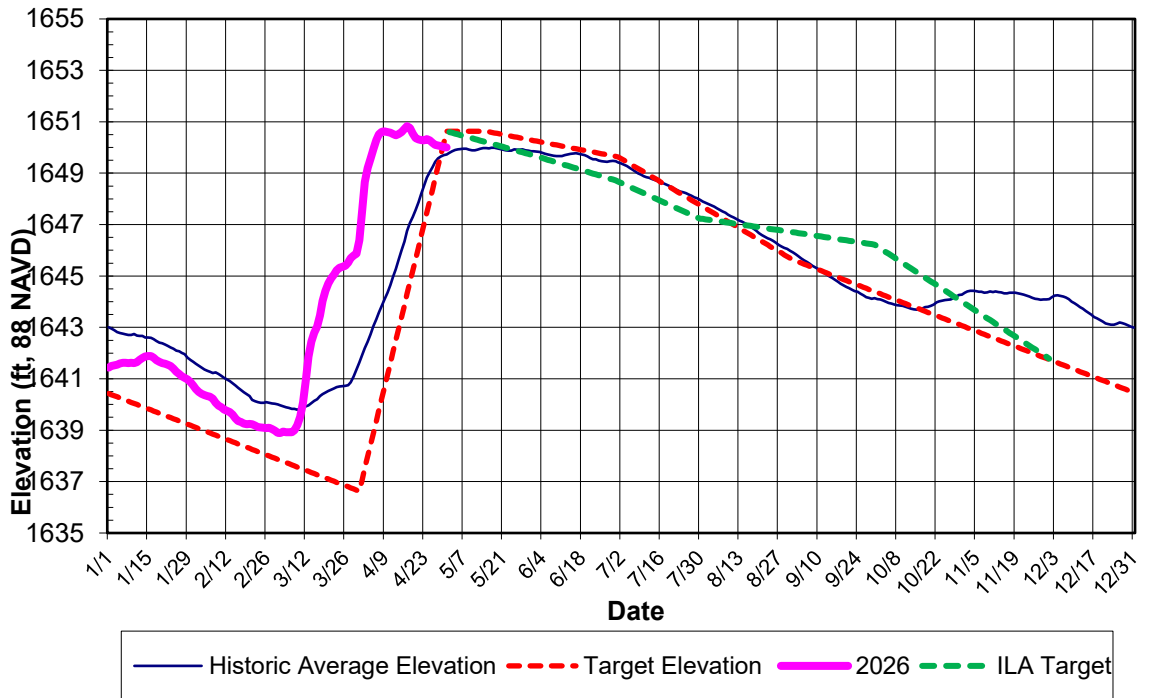
Black River Area Staff Activities

A summary of Regulating District staff activities and work projects at the dam facilities is attached in the Superintendent's Report.

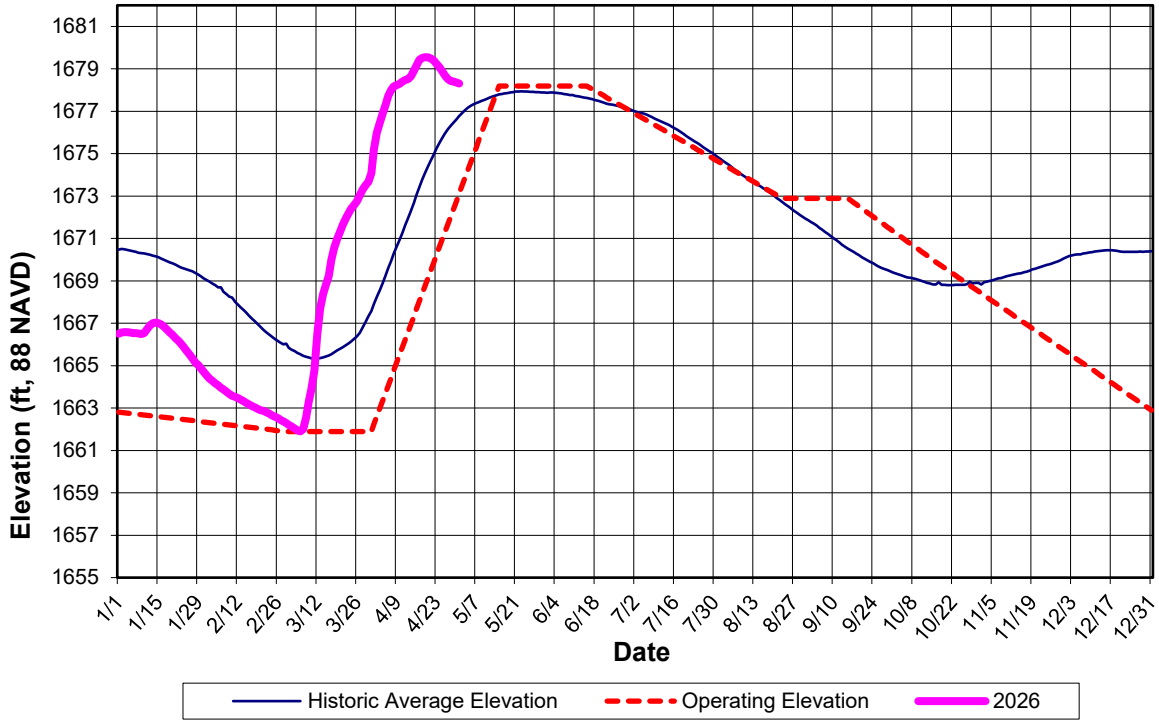
Great Sacandaga Lake 2026 Reservoir Elevation



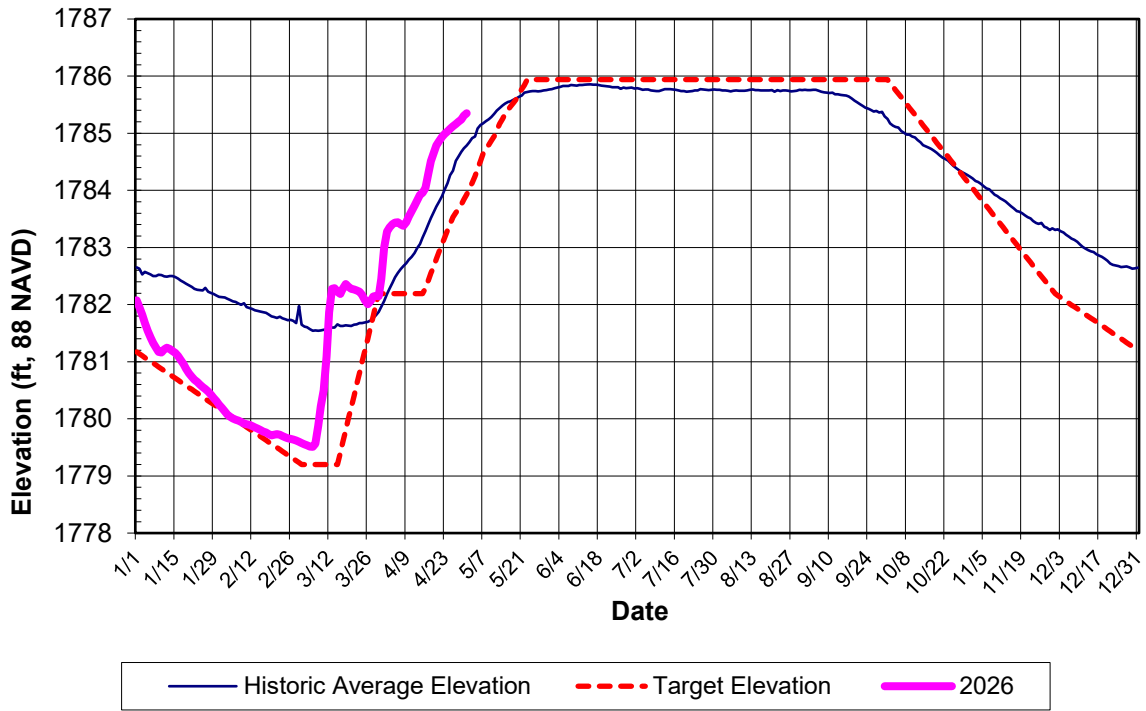
Indian Lake 2026 Reservoir Elevation



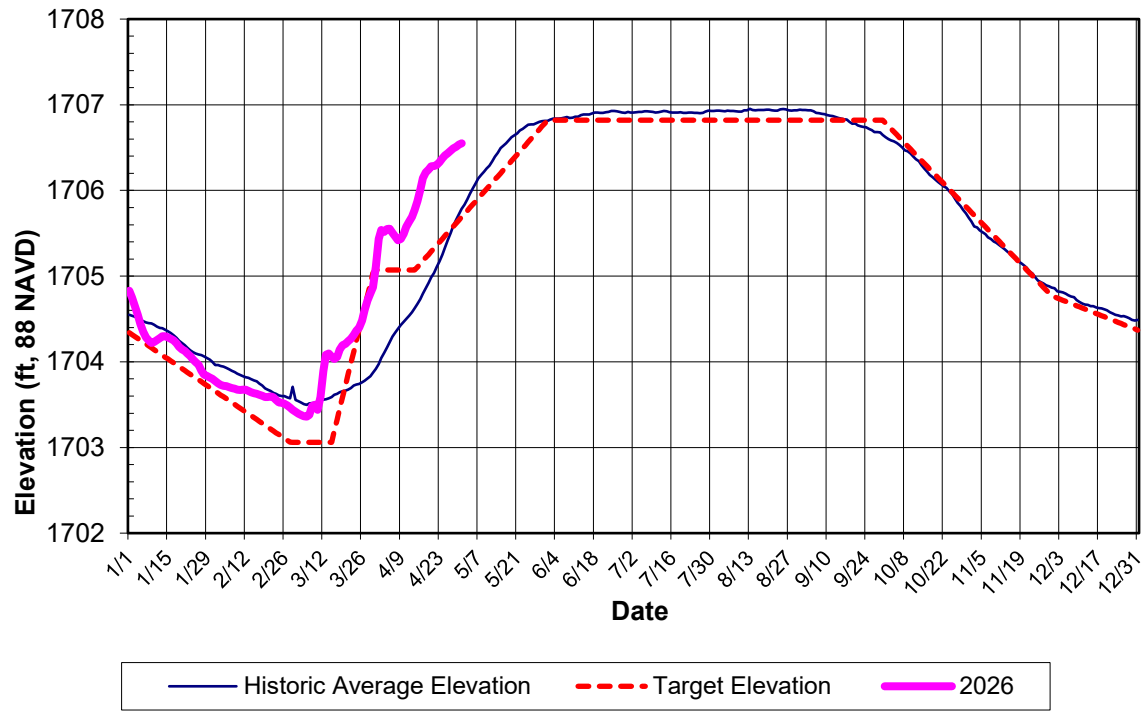
Stillwater Reservoir 2026 Reservoir Elevation



Sixth Lake 2026 Reservoir Elevation



Old Forge 2026 Reservoir Elevation



Indian Lake Dam Rehabilitation – Construction Progress Update

Construction activities for the period March 14, 2026 to April 14, 2026 are summarized in Colliers Engineering & Design Construction Progress Report, and included completion of gatehouse foundation panel installation, completion of concrete slab and wall at bulkhead gate intake.

Old Forge and Sixth Lake Dam Rehabilitation – Construction Progress Update

Construction activities for the period February 12, 2026 through April 16, 2026 included installation of security and safety fencing, sediment fencing, sediment basin, and erosion control devices; tree clearing at Sixth Lake Dam; setup of scaffold for coring of concrete spillway for anchor installation at Old Forge Dam; mobilization of crane and barge for installation of cofferdam at Sixth Lake Dam.

SACANDAGA RESERVOIR ELEVATION CALCULATOR

Datum:
1988 NAVD

Settlement Parameters	
Date	4/27/2026
Target Elevation	762.12
Actual "Level"	3.69
"Level 2.5 threshold"	
"Level 1.2 threshold"	754.11
Hudson River Target	Elevation Level
Maximum Flow (cfs)	8000 16100
Minimum Flow (cfs)	n/a 3380
Min. Rec/Rafting Hours (hrs)	#VALUE!

Rafting Release at Abanakee
North Crk T, Th, Sa., Su.
Hadley M, W, F, Su.

BROOKFIELD HYDRO CONTROL CENTER: 877-816-7466

Whitewater (hrs)	Daily Avg (cfs)
3	806
4	958
5	1110
6	1263
7	1415
8	1567

Daily Conditions	
Date	4/27/2026
Day of Year	7057
Starting Elevation (ft)	767.65
Average Elevation	767.54
Flow Below Hadley (cfs)	6500
Todays Release	3500
Tomorrows Release	3500

Justin St.John 518-743-2004 (w)
Mike Fitzgerald 315-396-8194 (cell)
Jonathan Norris 518-743-2094
Jane LaBombard 518-615-9353
 Dan McCarty 744-2067 Eric Johnson
Piezometers 518-696-5807 863-8791

ACTUAL High Value
 SCHEDULED Low Value
 ESTIMATED Instant. (min + rafting)
 TO BE CHANGED
 Spillway Crest 770.12 ft 88 NAVD

Starting Date 12:00 AM	Starting Elevation	Net Average Inflow	E.J. West	Sacandaga River Flow			Settlement Level	Hudson at Hadley	Hudson River Below Confluence	Hudson River Target Flow			Ending Elevation	Ending Date 12:00 AM	F. Elev. Plot	Daily Average Elevation	Settlement Target Elevation	Historic Daily Average Elev.
				Valves	Spillway	Average Release (Table F - Elev.)				Minimum (Table C - Level)	Maximum (Table D - Elev.)	(Table E - Level)						
4/1/2026	761.05	21400	455	0	0	455	3.56	12700	13155	3120	8000	10900	762.73	4/2/2026		761.89	749.12	751.21
4/2/2026	762.73	13300	438	0	0	438	3.58	14200	14638	3160	8000	11700	763.75	4/3/2026		763.24	749.62	751.77
4/3/2026	763.75	9800	438	0	0	438	3.61	12300	12738	3200	8000	12500	764.48	4/4/2026		764.12	750.12	752.33
4/4/2026	764.48	7800	438	0	0	438	3.63	11700	12138	3240	8000	13300	765.05	4/5/2026		764.77	750.62	752.89
4/5/2026	765.05	8900	437	0	0	437	3.65	11700	12137	3300	8000	14500	765.70	4/6/2026		765.38	751.12	753.50
4/6/2026	765.70	5300	435	0	0	435	3.67	11600	12035	3340	8000	15300	766.07	4/7/2026		765.89	751.62	754.09
4/7/2026	766.07	5500	433	0	0	433	3.70	10100	10533	3380	8000	16100	766.46	4/8/2026		766.27	752.12	754.69
4/8/2026	766.46	4500	431	0	0	431	3.72	8470	8901	3440	8000	17300	766.77	4/9/2026		766.62	752.62	755.24
4/9/2026	766.77	3800	556	0	0	556	3.72	7170	7726	3440	8000	17300	767.02	4/10/2026		766.90	753.12	755.75
4/10/2026	767.02	3900	1140	0	0	1140	3.72	6390	7530	3440	8000	17300	767.23	4/11/2026		767.13	753.62	756.26
4/11/2026	767.23	2100	1490	0	0	1490	3.72	6220	7710	3440	8000	17300	767.27	4/12/2026		767.25	754.12	756.80
4/12/2026	767.27	2700	1450	0	0	1450	3.71	6350	7800	3420	8000	16900	767.36	4/13/2026		767.32	754.62	757.34
4/13/2026	767.36	3300	751	0	0	751	3.71	6050	6801	3420	8000	16900	767.55	4/14/2026		767.46	755.12	757.87
4/14/2026	767.55	1900	877	0	0	877	3.71	5730	6607	3420	8000	16900	767.62	4/15/2026		767.59	755.62	758.40
4/15/2026	767.62	3500	744	0	0	744	3.69	6710	7454	3380	8000	16100	767.82	4/16/2026		767.72	756.12	758.94
4/16/2026	767.82	3000	830	0	0	830	3.67	8050	8880	3340	8000	15300	767.98	4/17/2026		767.90	756.62	759.49
4/17/2026	767.98	1500	814	0	0	814	3.73	8860	9674	3460	8000	17700	768.03	4/18/2026		768.01	757.12	760.07
4/18/2026	768.03	3000	1450	0	0	1450	3.73	9710	11160	3460	8000	17700	768.14	4/19/2026		768.09	757.62	760.61
4/19/2026	768.14	2200	428	0	0	428	3.74	8780	9208	3460	8100	17700	768.27	4/20/2026		768.21	758.12	761.08
4/20/2026	768.27	1600	984	0	0	984	3.72	7560	8544	3440	8300	17300	768.31	4/21/2026		768.29	758.62	761.56
4/21/2026	768.31	2300	1580	0	0	1580	3.71	6150	7730	3420	8400	16900	768.36	4/22/2026		768.34	759.12	762.00
4/22/2026	768.36	1500	1630	0	0	1630	3.70	5160	6790	3400	8400	16500	768.35	4/23/2026		768.36	759.62	762.42
4/23/2026	768.35	1200	2760	0	0	2760	3.67	4500	7260	3320	8300	14900	768.23	4/24/2026		768.29	760.12	762.85
4/24/2026	768.23	900	3110	0	0	3110	3.63	4000	7110	3260	8000	13700	768.06	4/25/2026		768.15	760.62	763.25
4/25/2026	768.06	1400	3760	0	0	3760	3.60	3600	7360	3180	8000	12100	767.88	4/26/2026		767.97	761.12	763.63
4/26/2026	767.88	800	3760	0	0	3760	3.56	3200	6960	3120	8000	10900	767.65	4/27/2026		767.77	761.62	763.98
4/27/2026	767.65	700	3500	0	0	3500	3.53	3000	6500	3040	8000	9300	767.43	4/28/2026		767.54	762.12	764.28
4/28/2026	767.43	700	3500	0	0	3500	3.49	2800	6300	2980	8000	8480	767.21	4/29/2026		767.32	762.62	764.54
4/29/2026	767.21	600	3000	0	0	3000	3.46	2600	5600	2920	8000	8420	767.02	4/30/2026		767.12	763.12	764.78
4/30/2026	767.02	500	2500	0	0	2500	3.43	2400	4900	2860	8000	8360	766.86	5/1/2026		766.94	763.62	764.99
5/1/2026	766.86	500	2000	0	0	2000	3.40	2200	4200	2800	8000	8300	766.74	5/2/2026		766.80	764.12	765.15
5/2/2026	766.74	500	1500	0	0	1500	3.38	2000	3500	2760	8000	8260	764.56	5/3/2026		767.02	764.62	765.32
6/6/2020	767.29	800	2000	0	0	2000	3.00	2000	4000	2000	8000	7500	777.12	3/15/2019		#N/A	#N/A	#N/A

Signature: _____


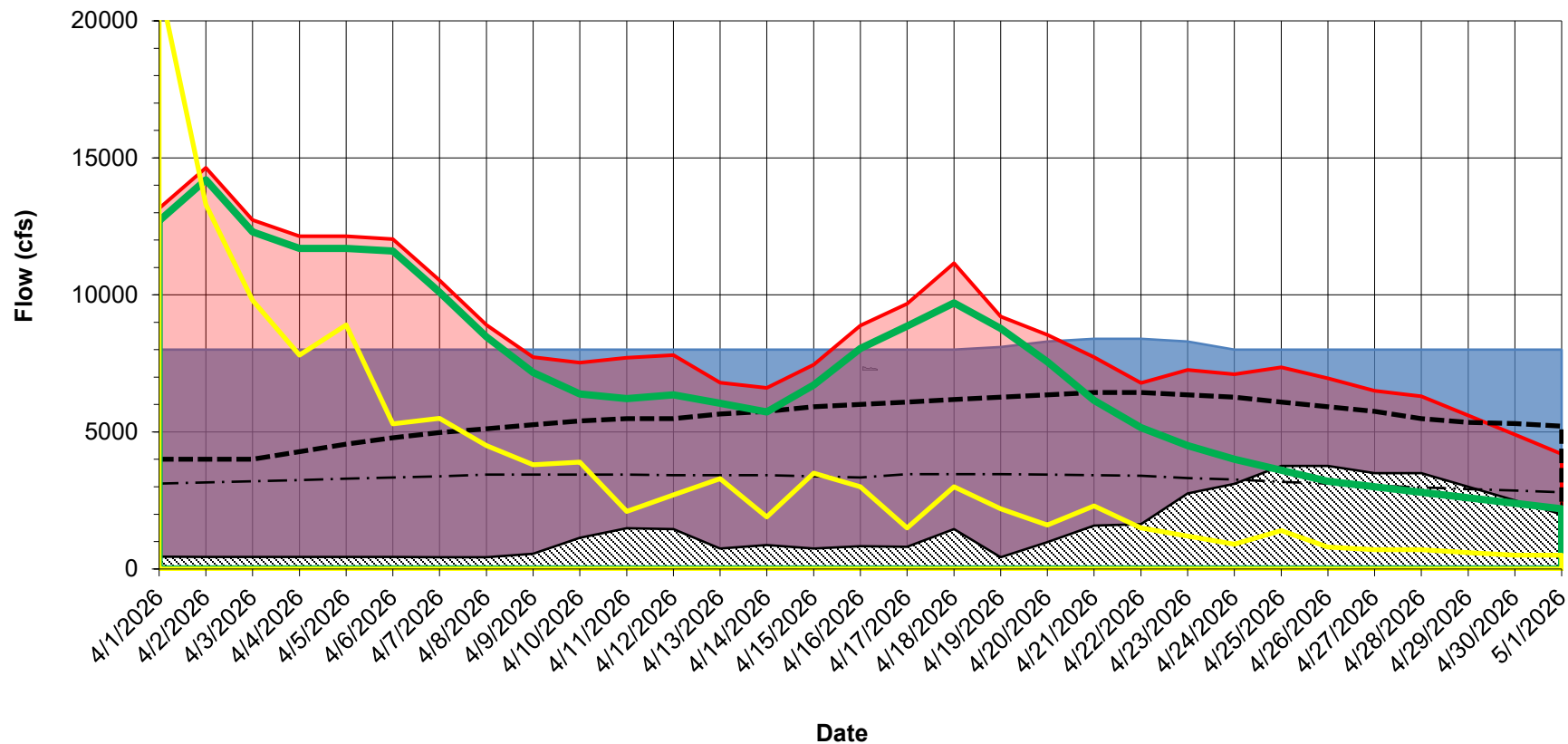
Date: _____

**GREAT SACANDAGA LAKE
RESERVOIR OPERATION SUMMARY**

Print Date: 4/27/2026
Period of Record: 4/1/2026 to 4/29/2026

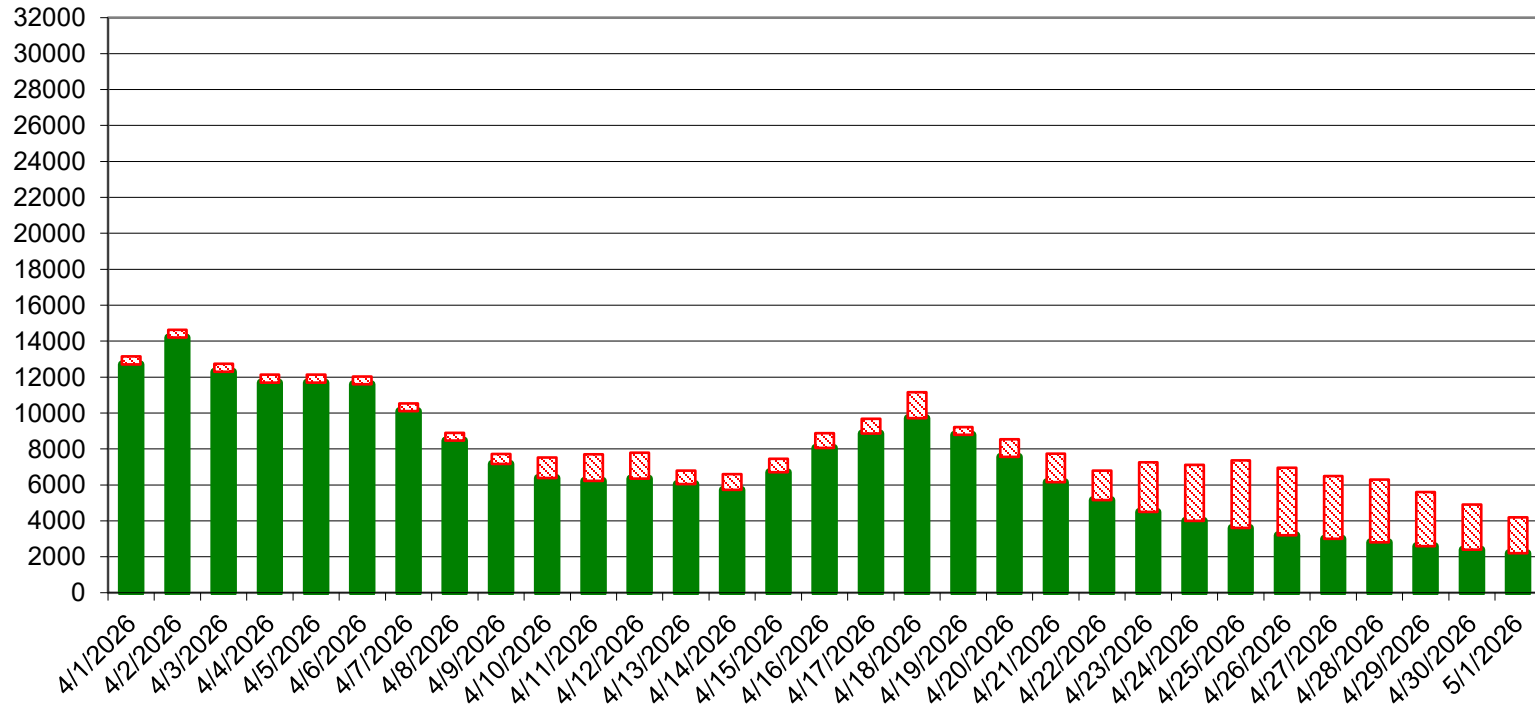
Starting Date 12:00 AM	Daily Avg. Elevation	Net Average Inflow	Sacandaga River Flow		Settlement Level	Hudson at Hadley	Hudson River Below Confluence	Hudson River Target Flow		Maximum Allowable Sacandaga
			Average Release	Maximum (Table F - Elev.)				Minimum (Table B - Level)	Maximum (Table D & E)	
4/1/2026	761.89	21400	455	4000	3.56	12700	13155	3120	8000	4000
4/2/2026	763.24	13300	438	4000	3.58	14200	14638	3160	8000	4000
4/3/2026	764.12	9800	438	4000	3.61	12300	12738	3200	8000	4000
4/4/2026	764.77	7800	438	4280	3.63	11700	12138	3240	8000	4140
4/5/2026	765.38	8900	437	4560	3.65	11700	12137	3300	8000	4420
4/6/2026	765.89	5300	435	4793	3.67	11600	12035	3340	8000	4700
4/7/2026	766.27	5500	433	4980	3.70	10100	10533	3380	8000	4887
4/8/2026	766.62	4500	431	5120	3.72	8470	8901	3440	8000	5073
4/9/2026	766.90	3800	556	5260	3.72	7170	7726	3440	8000	5213
4/10/2026	767.13	3900	1140	5400	3.72	6390	7530	3440	8000	5353
4/11/2026	767.25	2100	1490	5487	3.72	6220	7710	3440	8000	5487
4/12/2026	767.32	2700	1450	5487	3.71	6350	7800	3420	8000	5487
4/13/2026	767.46	3300	751	5660	3.71	6050	6801	3420	8000	5573
4/14/2026	767.59	1900	877	5747	3.71	5730	6607	3420	8000	5747
4/15/2026	767.72	3500	744	5920	3.69	6710	7454	3380	8000	5833
4/16/2026	767.90	3000	830	6007	3.67	8050	8880	3340	8000	6007
4/17/2026	768.01	1500	814	6093	3.73	8860	9674	3460	8000	6093
4/18/2026	768.09	3000	1450	6180	3.73	9710	11160	3460	8000	6180
4/19/2026	768.21	2200	428	6267	3.74	8780	9208	3460	8100	6267
4/20/2026	768.29	1600	984	6353	3.72	7560	8544	3440	8300	6353
4/21/2026	768.34	2300	1580	6440	3.71	6150	7730	3420	8400	6353
4/22/2026	768.36	1500	1630	6440	3.70	5160	6790	3400	8400	6440
4/23/2026	768.29	1200	2760	6353	3.67	4500	7260	3320	8300	6440
4/24/2026	768.15	900	3110	6267	3.63	4000	7110	3260	8000	6353
4/25/2026	767.97	1400	3760	6093	3.60	3600	7360	3180	8000	6180
4/26/2026	767.77	800	3760	5920	3.56	3200	6960	3120	8000	6007
4/27/2026	767.54	700	3500	5747	3.53	3000	6500	3040	8000	5833
4/28/2026	767.32	700	3500	5487	3.49	2800	6300	2980	8000	5660
4/29/2026	767.12	600	3000	5353	3.46	2600	5600	2920	8000	5400
4/30/2026	766.94	500	2500	5307	3.43	2400	4900	2860	8000	5353
5/1/2026	766.80	500	2000	5213	3.40	2200	4200	2800	8000	5260

Great Sacandaga Lake Actual and Maximum Allowable Hudson River Flow Below Confluence



Great Sacandaga Lake GSL Release and Natural Hudson River Flow

Total Flow Below Confluence (cfs)



Date



STATE OF NEW YORK
HUDSON RIVER-BLACK RIVER REGULATING DISTRICT
SACANDAGA RESERVOIR / HUDSON RIVER REGULATION

Monthly Report for: March 2026

Day	Sacandaga Reservoir Elevation Average Daily	Sacandaga Reservoir Elevation Midnight	Sacandaga River Near Hope cfs	Reservoir Inflow Hope x 2.2688 cfs	Sacandaga River at Stewarts Bridge cfs	Hudson River at Hadley cfs	Regulated Hudson River below confluence cfs
1	748.99	749.03	199	451	1150	733	1883
2	748.92	748.98	199	451	1130	718	1848
3	748.86	748.91	199	451	1140	704	1844
4	748.84	748.86	199	451	863	768	1631
5	748.77	748.79	198	449	1120	816	1936
6	748.79	748.75	221	501	1170	846	2016
7	748.79	748.77	336	762	1250	880	2130
8	748.87	748.83	1050	2382	1290	1040	2330
9	749.14	748.97	2050	4651	1140	1680	2820
10	749.59	749.35	2830	6421	1080	3700	4780
11	750.40	749.88	5140	11662	828	6680	7508
12	751.82	750.88	8360	18967	584	10300	10884
13	753.02	752.57	4940	11208	399	12000	12399
14	753.71	753.34	3500	7941	428	10400	10828
15	754.10	753.96	2650	6012	428	8200	8628
16	754.46	754.28	2530	5740	430	6910	7340
17	755.47	754.64	8300	18831	432	9660	10092
18	756.38	755.98	4260	9665	428	10300	10728
19	756.90	756.63	3180	7215	428	9440	9868
20	757.28	757.08	2630	5967	571	8030	8601
21	757.65	757.43	2520	5717	821	7020	7841
22	757.95	757.79	2360	5354	1630	6120	7750
23	758.20	758.04	2430	5513	2110	5600	7710
24	758.40	758.27	2130	4833	2140	5020	7160
25	758.52	758.48	1900	4311	2130	4580	6710
26	758.64	758.57	2020	4583	2110	4390	6500
27	759.06	758.77	4130	9370	1970	5380	7350
28	759.55	759.31	3230	7328	1840	5660	7500
29	759.81	759.68	2550	5785	1900	5260	7160
30	759.99	759.89	2320	5264	1880	4950	6830
31	760.42	760.07	7200	16335	1870	6240	8110

AVERAGE 2770 6280 1180 5290 6470

CHANGE IN STORAGE DURING THE MONTH 11.75 B.C.F.

Hadley gauge affected by ice
 Hope gauge affected by ice

 CHIEF ENGINEER

STATE OF NEW YORK
HUDSON RIVER-BLACK RIVER REGULATING DISTRICT
INDIAN LAKE RESERVOIR REGULATION

Monthly Report for: March, 2026

Day	Reservoir Elevation Average Daily	Reservoir Elevation Midnight	Net Reservoir Inflow cfs	Indian River at Indian Lake cfs	Hudson River at Newcomb cfs	Regulated Hudson River at North Creek cfs
1	1638.99	1639.01	63	150	86	0
2	1638.90	1638.96	-112	96	83	0
3	1638.89	1638.84	261	87	82	0
4	1638.94	1638.94	81	81	82	0
5	1638.93	1638.94	41	93	83	0
6	1638.92	1638.91	119	102	85	0
7	1638.92	1638.92	155	155	89	0
8	1639.00	1638.92	419	159	110	0
9	1639.19	1639.07	524	107	253	0
10	1639.52	1639.31	814	102	601	0
11	1640.08	1639.72	1305	55	940	0
12	1640.97	1640.44	1962	21	1960	8040
13	1641.87	1641.50	1378	26	3370	8500
14	1642.45	1642.23	842	27	2500	6570
15	1642.79	1642.67	470	26	1620	4420
16	1643.04	1642.91	585	122	1130	3190
17	1643.47	1643.16	1458	292	1230	5530
18	1644.03	1643.78	1077	113	1680	5960
19	1644.43	1644.27	645	35	1460	4550
20	1644.71	1644.58	568	56	1080	3200
21	1644.91	1644.84	377	102	795	2450
22	1645.06	1644.98	419	104	628	2090
23	1645.23	1645.14	498	164	510	1880
24	1645.32	1645.31	244	224	426	1660
25	1645.36	1645.32	357	219	381	1570
26	1645.40	1645.39	402	363	348	1630
27	1645.52	1645.41	800	367	414	2370
28	1645.70	1645.63	641	366	514	2570
29	1645.79	1645.77	445	366	522	2350
30	1645.87	1645.81	473	237	475	2190
31	1646.39	1645.93	2044	229	643	3740

AVERAGE 624 150 780 2402

1.271 B.C.F

Newcomb gauge affected by ice
North Creek gauge affected by ice

CHIEF ENGINEER

**STATE OF NEW YORK
HUDSON RIVER-BLACK RIVER REGULATING DISTRICT
STILLWATER RESERVOIR / BLACK RIVER REGULATION**

Monthly Report for: March 2026

Day	Stillwater Reservoir Elevation Average Daily	Stillwater Reservoir Elevation Midnight	Stillwater Reservoir Net Inflow cfs	Stillwater Reservoir Release cfs	Black River at Boonville cfs	Beaver River at Croghan cfs	Regulated Black River at Watertown cfs
1	1662.29	1662.33	97	250	238	356	2080
2	1662.20	1662.25	59	250	203	467	2290
3	1662.12	1662.15	116	250	233	377	2300
4	1662.04	1662.08	78	250	262	356	2020
5	1661.95	1661.99	78	250	285	356	2000
6	1661.90	1661.90	205	167	327	412	2080
7	1662.01	1661.92	567	50	482	437	2940
8	1662.55	1662.19	1408	50	1250	1070	7460
9	1663.27	1662.90	1351	50	1730	1200	9850
10	1663.93	1663.58	1313	50	1710	1170	11800
11	1664.77	1664.24	2250	50	2010	1260	16500
12	1666.48	1665.39	3551	50	3940	2100	23700
13	1667.70	1667.22	1638	50	3520	1910	26400
14	1668.36	1668.05	1102	50	2130	1140	26300
15	1668.82	1668.60	834	50	1310	612	20300
16	1669.24	1669.01	1083	50	1230	547	14400
17	1669.99	1669.55	1617	50	2870	1120	13400
18	1670.57	1670.30	1202	50	2490	1130	13100
19	1670.98	1670.79	861	50	1790	785	13600
20	1671.31	1671.13	905	50	1350	458	12200
21	1671.65	1671.48	831	50	1440	494	11000
22	1671.94	1671.80	666	50	1370	458	9770
23	1672.19	1672.05	660	50	1420	478	9060
24	1672.40	1672.29	558	50	1280	489	8270
25	1672.58	1672.49	457	50	1140	428	7640
26	1672.75	1672.65	635	50	1150	370	6880
27	1673.04	1672.88	831	50	1970	538	6960
28	1673.31	1673.18	658	50	1960	628	7330
29	1673.51	1673.41	552	50	1400	418	7690
30	1673.68	1673.60	499	50	1210	365	7570
31	1674.08	1673.77	2060	50	3020	798	8110

AVERAGE	926	86	1510	730	10160
---------	-----	----	------	-----	-------

CHANGE IN STORAGE DURING THE MONTH 2.25 B.C.F.

CHIEF ENGINEER

STATE OF NEW YORK
HUDSON RIVER-BLACK RIVER REGULATING DISTRICT
SIXTH LAKE RESERVOIR REGULATION

Monthly Report for: March, 2026

Day	Reservoir Elevation Average Daily	Reservoir Elevation Midnight	Net Reservoir Inflow cfs	Gate Opening (ft)		Reservoir Release (cfs)
				Gate A	Gate B	
1	1779.60	1779.61	15	0.33	0.33	22
2	1779.58	1779.59	12	0.33	0.33	22
3	1779.56	1779.56	18	0.33	0.33	21
4	1779.54	1779.55	11	0.33	0.33	21
5	1779.52	1779.52	18	0.33	0.33	21
6	1779.51	1779.51	22	0.33	0.33	22
7	1779.57	1779.51	61	0.33	0.33	23
8	1779.88	1779.62	203	0.33	0.33	24
9	1780.22	1780.14	130	2.00	2.00	74
10	1780.50	1780.30	250	2.00	2.00	111
11	1781.09	1780.70	393	2.00	2.00	122
12	1781.87	1781.48	408	2.00	2.00	137
13	1782.28	1782.25	184	3.00	3.00	165
14	1782.29	1782.30	173	3.00	3.00	184
15	1782.23	1782.27	151	3.00	3.00	183
16	1782.19	1782.18	185	3.00	3.00	182
17	1782.28	1782.19	250	3.00	3.00	184
18	1782.36	1782.37	178	3.00	3.00	185
19	1782.32	1782.35	158	3.00	3.00	184
20	1782.28	1782.28	180	3.00	3.00	184
21	1782.27	1782.27	179	3.00	3.00	183
22	1782.25	1782.26	175	3.00	3.00	183
23	1782.23	1782.24	172	3.00	3.00	183
24	1782.17	1782.21	155	3.00	3.00	182
25	1782.08	1782.13	143	3.00	3.00	181
26	1782.01	1782.02	169	3.00	3.00	179
27	1782.06	1781.99	150	0.67	0.67	105
28	1782.14	1782.12	68	0.67	0.67	54
29	1782.16	1782.16	51	0.67	0.67	54
30	1782.15	1782.15	54	0.67	0.67	54
31	1782.45	1782.15	270	0.67	0.67	54

AVERAGE 148 112

CHANGE IN STORAGE DURING THE MONTH 0.095 B.C.F

CHIEF ENGINEER

STATE OF NEW YORK
HUDSON RIVER-BLACK RIVER REGULATING DISTRICT
OLD FORGE RESERVOIR REGULATION

Monthly Report for: March, 2026

Day	Reservoir Elevation Average Daily	Reservoir Elevation Midnight	Net Reservoir Inflow cfs	Gate Opening (ft)		Reservoir Release (cfs)
				Gate A	Gate B	
1	1703.44	1703.45	43	0.75	0.75	72
2	1703.42	1703.43	29	0.75	0.75	72
3	1703.40	1703.40	58	0.75	0.75	72
4	1703.38	1703.39	28	0.75	0.75	71
5	1703.37	1703.37	57	0.75	0.75	71
6	1703.36	1703.36	72	0.75	0.75	72
7	1703.38	1703.36	144	0.75	0.75	72
8	1703.49	1703.40	304	0.75	0.75	73
9	1703.50	1703.57	-24	4.00	4.00	164
10	1703.44	1703.43	246	4.00	4.00	217
11	1703.59	1703.45	628	4.00	4.00	223
12	1703.89	1703.73	684	4.00	4.00	236
13	1704.08	1704.05	332	4.00	4.00	244
14	1704.10	1704.11	200	4.00	4.00	245
15	1704.06	1704.08	186	4.00	4.00	244
16	1704.04	1704.04	229	4.00	4.00	243
17	1704.06	1704.03	316	4.00	4.00	244
18	1704.14	1704.08	400	2.00	2.00	200
19	1704.20	1704.20	151	2.00	2.00	165
20	1704.21	1704.19	223	2.00	2.00	165
21	1704.24	1704.23	194	2.00	2.00	165
22	1704.27	1704.25	209	2.00	2.00	166
23	1704.32	1704.29	199	1.00	1.00	124
24	1704.36	1704.34	170	1.00	1.00	95
25	1704.40	1704.38	155	1.00	1.00	95
26	1704.48	1704.42	262	1.00	1.00	96
27	1704.61	1704.54	263	0.25	0.25	52
28	1704.72	1704.67	157	0.25	0.25	22
29	1704.80	1704.76	127	0.25	0.25	22
30	1704.87	1704.84	127	0.25	0.25	22
31	1705.11	1704.90	640	0.25	0.25	23

AVERAGE 220 131

CHANGE IN STORAGE DURING THE MONTH 0.239 B.C.F

CHIEF ENGINEER

STATE OF NEW YORK
HUDSON RIVER-BLACK RIVER REGULATING DISTRICT
SACANDAGA RESERVOIR OPERATION
FOR WEEK ENDING: April 4, 2026

DATE	SACANDAGA RESERVOIR			HUDSON RIVER FLOW		
	WATER SURFACE ELEV. 12 A.M.	TOTAL STORAGE B.C.F. ⁽¹⁾	PERIODS OF RELEASE	RELEASE AVG. DAILY C.F.S.*	HADLEY AVG. DAILY C.F.S.	SPIER FALLS AVG. DAILY C.F.S.
Saturday 28	759.31	25.80	12 AM - Mid	1,840	5,660	7,500
Sunday 29	759.68	26.20	12 AM - Mid	1,900	5,260	7,160
Monday 30	759.89	26.42	12 AM - Mid	1,880	4,950	6,830
Tuesday 31	760.07	26.60	12 AM - Mid	1,870	6,240	8,110
Wednesday 1	761.03	27.61	12 AM - Mid	455	12,700	13,155
Thursday 2	762.73	29.43	12 AM - Mid	438	14,200	14,638
Friday 3	763.76	30.55	12 AM - Mid	438	12,300	12,738
Saturday 4	764.48	31.34	12 AM - Mid	438	11,700	12,138
CHANGE IN STORAGE DURING THE WEEK		5.54	* SACANDAGA RIVER AT STEWARTS BRIDGE INCLUDES 350 CFS MINIMUM CONTINUOUS RELEASE			

ELEVATIONS AND CAPACITIES ON THIS DATE FOR THE PAST TEN YEARS

NO.	YEAR	ELEV.	CAPACITY	NO.	YEAR	ELEV.	CAPACITY
1	2024	768.64	36.01	6	2021	758.05	24.51
2	2026	764.48	31.34	7	2019	756.62	23.07
3	2025	763.12	29.85	8	2017	756.30	22.75
4	2022	762.58	29.27	9	2023	756.22	22.67
5	2020	762.54	29.23	10	2018	752.45	19.02

CAPACITY AT SPILLWAY CREST (EL 770.12) 37.72 B.C.F.
CAPACITY AT LOW FLOW LINE (EL 734.12) 4.60 B.C.F.

(1) Includes dead storage below El. 734.12 ft.
Datum: NAVD 88

CHIEF ENGINEER

STATE OF NEW YORK
 HUDSON RIVER-BLACK RIVER REGULATING DISTRICT
SACANDAGA RESERVOIR OPERATION
 FOR WEEK ENDING: April 11, 2026

DATE	SACANDAGA RESERVOIR			HUDSON RIVER FLOW		
	WATER SURFACE ELEV. 12 A.M.	TOTAL STORAGE B.C.F. ⁽¹⁾	PERIODS OF RELEASE	RELEASE AVG. DAILY C.F.S.*	HADLEY AVG. DAILY C.F.S.	SPIER FALLS AVG. DAILY C.F.S.
Saturday 4	764.48	31.34	12 AM - Mid	438	11,700	12,138
Sunday 5	765.06	31.97	12 AM - Mid	437	11,700	12,137
Monday 6	765.73	32.72	12 AM - Mid	435	11,600	12,035
Tuesday 7	766.07	33.10	12 AM - Mid	433	10,100	10,533
Wednesday 8	766.52	33.60	12 AM - Mid	431	8,470	8,901
Thursday 9	766.79	33.91	12 AM - Mid	556	7,170	7,726
Friday 10	767.04	34.19	12 AM - Mid	1,140	6,390	7,530
Saturday 11	767.23	34.40	12 AM - Mid	1,490	6,220	7,710
CHANGE IN STORAGE DURING THE WEEK		3.06	* SACANDAGA RIVER AT STEWARTS BRIDGE INCLUDES 350 CFS MINIMUM CONTINUOUS RELEASE			

ELEVATIONS AND CAPACITIES ON THIS DATE FOR THE PAST TEN YEARS

NO.	YEAR	ELEV.	CAPACITY	NO.	YEAR	ELEV.	CAPACITY
1	2024	769.07	36.51	6	2020	764.42	31.27
2	2022	768.02	35.30	7	2023	762.06	28.70
3	2026	767.23	34.40	8	2019	760.96	27.54
4	2025	766.38	33.45	9	2021	758.86	25.35
5	2017	764.67	31.55	10	2018	754.93	21.40

CAPACITY AT SPILLWAY CREST (EL 770.12) 37.72 B.C.F.
 CAPACITY AT LOW FLOW LINE (EL 734.12) 4.60 B.C.F.

(1) Includes dead storage below El. 734.12 ft.
 Datum: NAVD 88

 CHIEF ENGINEER

STATE OF NEW YORK
HUDSON RIVER-BLACK RIVER REGULATING DISTRICT
SACANDAGA RESERVOIR OPERATION
FOR WEEK ENDING: April 18, 2026

DATE	SACANDAGA RESERVOIR			HUDSON RIVER FLOW		
	WATER SURFACE ELEV. 12 A.M.	TOTAL STORAGE B.C.F. ⁽¹⁾	PERIODS OF RELEASE	RELEASE AVG. DAILY C.F.S.*	HADLEY AVG. DAILY C.F.S.	SPIER FALLS AVG. DAILY C.F.S.
Saturday 11	767.23	34.40	12 AM - Mid	1,490	6,220	7,710
Sunday 12	767.27	34.45	12 AM - Mid	1,450	6,350	7,800
Monday 13	767.36	34.55	12 AM - Mid	751	6,050	6,801
Tuesday 14	767.56	34.77	12 AM - Mid	877	5,730	6,607
Wednesday 15	767.62	34.85	12 AM - Mid	744	6,710	7,454
Thursday 16	767.71	34.95	12 AM - Mid	830	8,050	8,880
Friday 17	768.21	35.52	12 AM - Mid	814	8,860	9,674
Saturday 18	768.01	35.29	12 AM - Mid	1,450	9,710	11,160
CHANGE IN STORAGE DURING THE WEEK		0.89	* SACANDAGA RIVER AT STEWARTS BRIDGE INCLUDES 350 CFS MINIMUM CONTINUOUS RELEASE			

ELEVATIONS AND CAPACITIES ON THIS DATE FOR THE PAST TEN YEARS

NO.	YEAR	ELEV.	CAPACITY	NO.	YEAR	ELEV.	CAPACITY
1	2024	770.17	37.78	6	2025	767.08	34.23
2	2022	769.11	36.55	7	2020	766.55	33.64
3	2017	768.39	35.73	8	2023	765.89	32.90
4	2026	768.01	35.29	9	2021	760.59	27.15
5	2019	767.27	34.45	10	2018	757.30	23.76

CAPACITY AT SPILLWAY CREST (EL 770.12) 37.72 B.C.F.
CAPACITY AT LOW FLOW LINE (EL 734.12) 4.60 B.C.F.

(1) Includes dead storage below El. 734.12 ft.
Datum: NAVD 88

CHIEF ENGINEER

STATE OF NEW YORK
HUDSON RIVER-BLACK RIVER REGULATING DISTRICT
SACANDAGA RESERVOIR OPERATION
FOR WEEK ENDING: April 25, 2026

DATE	SACANDAGA RESERVOIR			HUDSON RIVER FLOW		
	WATER SURFACE ELEV. 12 A.M.	TOTAL STORAGE B.C.F. ⁽¹⁾	PERIODS OF RELEASE	RELEASE AVG. DAILY C.F.S.*	HADLEY AVG. DAILY C.F.S.	SPIER FALLS AVG. DAILY C.F.S.
Saturday 18	768.01	35.29	12 AM - Mid	1,450	9,710	11,160
Sunday 19	768.04	35.32	12 AM - Mid	428	8,780	9,208
Monday 20	768.26	35.58	12 AM - Mid	984	7,560	8,544
Tuesday 21	768.28	35.60	12 AM - Mid	1,580	6,150	7,730
Wednesday 22	768.30	35.62	12 AM - Mid	1,630	5,160	6,790
Thursday 23	768.29	35.61	12 AM - Mid	2,760	4,500	7,260
Friday 24	768.23	35.54	12 AM - Mid	3,110	3,920	7,030
Saturday 25	768.08	35.37	12 AM - Mid	3,760	3,420	7,180
CHANGE IN STORAGE DURING THE WEEK		0.08	* SACANDAGA RIVER AT STEWARTS BRIDGE INCLUDES 350 CFS MINIMUM CONTINUOUS RELEASE			

ELEVATIONS AND CAPACITIES ON THIS DATE FOR THE PAST TEN YEARS

NO.	YEAR	ELEV.	CAPACITY	NO.	YEAR	ELEV.	CAPACITY
1	2019	771.24	39.04	6	2026	768.08	35.37
2	2022	769.71	37.25	7	2025	767.23	34.40
3	2017	768.70	36.08	8	2020	765.80	32.80
4	2024	768.60	35.97	9	2021	761.87	28.51
5	2023	768.45	35.79	10	2018	759.42	25.93

CAPACITY AT SPILLWAY CREST (EL 770.12) 37.72 B.C.F.
CAPACITY AT LOW FLOW LINE (EL 734.12) 4.60 B.C.F.

(1) Includes dead storage below El. 734.12 ft.
Datum: NAVD 88

CHIEF ENGINEER

STATE OF NEW YORK
HUDSON RIVER-BLACK RIVER REGULATING DISTRICT
INDIAN LAKE RESERVOIR OPERATION
FOR WEEK ENDING: April 4, 2026

DATE	INDIAN LAKE RESERVOIR			INDIAN RIVER	HUDSON RIVER	
	WATER SURFACE ELEV. 12 A.M.	AVAIL. STORAGE B.C.F.	PERIODS OF RELEASE	RELEASE AVG. DAILY C.F.S.*	NEWCOMB AVG. DAILY C.F.S.	NORTH CREEK AVG. DAILY C.F.S.
Saturday 28	1,645.63	2.72	12 AM - Mid	360	514	2,570
Sunday 29	1,645.77	2.74	12 AM - Mid	360	522	2,350
Monday 30	1,645.81	2.75	12 AM - Mid	231	475	2,190
Tuesday 31	1,645.93	2.77	12 AM - Mid	219	643	3,740
Wednesday 1	1,646.84	2.93	12 AM - Mid	285	2,090	9,680
Thursday 2	1,648.30	3.19	12 AM - Mid	397	3,360	10,100
Friday 3	1,649.01	3.32	12 AM - Mid	396	2,560	7,980
Saturday 4	1,649.39	3.39	12 AM - Mid	695	2,290	7,860

CHANGE IN STORAGE DURING THE WEEK	0.67	* INIDAN RIVER NEAR INDIAN LAKE
-----------------------------------	------	---------------------------------

ELEVATIONS AND CAPACITIES ON THIS DATE FOR THE PAST TEN YEARS

NO.	YEAR	ELEV.	CAPACITY	NO.	YEAR	ELEV.	CAPACITY
1	2026	1,649.39	3.39	6	2021	1,644.48	2.52
2	2022	1,648.24	3.18	7	2018	1,641.82	2.09
3	2025	1,645.95	2.77	8	2017	1,641.26	2.00
4	2024	1,645.93	2.77	9	2023	1,638.45	1.57
5	2020	1,645.10	2.63	10	2019	1,637.44	1.42

CAPACITY AT SPILLWAY CREST (EL 1651.01) 3.7 B.C.F.

Datum: NAVD 88

CHIEF ENGINEER

STATE OF NEW YORK
 HUDSON RIVER-BLACK RIVER REGULATING DISTRICT
INDIAN LAKE RESERVOIR OPERATION
 FOR WEEK ENDING: April 11, 2026

DATE	INDIAN LAKE RESERVOIR			INDIAN RIVER	HUDSON RIVER	
	WATER SURFACE ELEV. 12 A.M.	AVAIL. STORAGE B.C.F.	PERIODS OF RELEASE	RELEASE AVG. DAILY C.F.S.*	NEWCOMB AVG. DAILY C.F.S.	NORTH CREEK AVG. DAILY C.F.S.
Saturday 4	1,649.39	3.39	12 AM - Mid	695	2,290	7,860
Sunday 5	1,649.75	3.46	12 AM - Mid	715	2,540	7,870
Monday 6	1,650.14	3.54	12 AM - Mid	444	2,610	7,530
Tuesday 7	1,650.44	3.60	12 AM - Mid	452	2,020	6,040
Wednesday 8	1,650.59	3.63	12 AM - Mid	459	1,410	4,370
Thursday 9	1,650.64	3.64	12 AM - Mid	491	1,040	3,300
Friday 10	1,650.62	3.64	12 AM - Mid	512	865	2,900
Saturday 11	1,650.58	3.63	12 AM - Mid	735	954	3,180

CHANGE IN STORAGE DURING THE WEEK	0.24	* INIDAN RIVER NEAR INDIAN LAKE
-----------------------------------	------	---------------------------------

ELEVATIONS AND CAPACITIES ON THIS DATE FOR THE PAST TEN YEARS

NO.	YEAR	ELEV.	CAPACITY	NO.	YEAR	ELEV.	CAPACITY
1	2022	1,651.51	3.82	6	2017	1,645.72	2.74
2	2026	1,650.58	3.63	7	2021	1,645.22	2.65
3	2025	1,648.03	3.14	8	2018	1,642.56	2.21
4	2024	1,646.98	2.95	9	2023	1,641.97	2.11
5	2020	1,646.85	2.93	10	2019	1,640.69	1.91

CAPACITY AT SPILLWAY CREST (EL 1651.01) 3.7 B.C.F.

Datum: NAVD 88

 CHIEF ENGINEER

STATE OF NEW YORK
HUDSON RIVER-BLACK RIVER REGULATING DISTRICT
INDIAN LAKE RESERVOIR OPERATION
FOR WEEK ENDING: April 18, 2026

DATE	INDIAN LAKE RESERVOIR			INDIAN RIVER	HUDSON RIVER	
	WATER SURFACE ELEV. 12 A.M.	AVAIL. STORAGE B.C.F.	PERIODS OF RELEASE	RELEASE AVG. DAILY C.F.S.*	NEWCOMB AVG. DAILY C.F.S.	NORTH CREEK AVG. DAILY C.F.S.
Saturday 11	1,650.58	3.63	12 AM - Mid	735	954	3,180
Sunday 12	1,650.56	3.63	12 AM - Mid	725	1,070	3,440
Monday 13	1,650.48	3.61	12 AM - Mid	441	977	3,070
Tuesday 14	1,650.48	3.61	12 AM - Mid	462	1,220	3,140
Wednesday 15	1,650.56	3.63	12 AM - Mid	453	2,210	4,840
Thursday 16	1,650.65	3.64	12 AM - Mid	446	2,570	5,960
Friday 17	1,650.81	3.68	12 AM - Mid	662	3,100	6,960
Saturday 18	1,650.85	3.68	12 AM - Mid	1,150	2,960	7,250

CHANGE IN STORAGE DURING THE WEEK	0.05	* INIDAN RIVER NEAR INDIAN LAKE
-----------------------------------	------	---------------------------------

ELEVATIONS AND CAPACITIES ON THIS DATE FOR THE PAST TEN YEARS

NO.	YEAR	ELEV.	CAPACITY	NO.	YEAR	ELEV.	CAPACITY
1	2022	1,651.12	3.74	6	2017	1,648.50	3.23
2	2026	1,650.85	3.68	7	2021	1,647.26	3.00
3	2024	1,650.79	3.67	8	2023	1,647.20	2.99
4	2020	1,649.35	3.38	9	2019	1,645.65	2.72
5	2025	1,648.69	3.26	10	2018	1,643.71	2.39

CAPACITY AT SPILLWAY CREST (EL 1651.01) 3.7 B.C.F.

Datum: NAVD 88

CHIEF ENGINEER

STATE OF NEW YORK
 HUDSON RIVER-BLACK RIVER REGULATING DISTRICT
INDIAN LAKE RESERVOIR OPERATION
 FOR WEEK ENDING: April 25, 2026

DATE	INDIAN LAKE RESERVOIR			INDIAN RIVER	HUDSON RIVER	
	WATER SURFACE ELEV. 12 A.M.	AVAIL. STORAGE B.C.F.	PERIODS OF RELEASE	RELEASE AVG. DAILY C.F.S.*	NEWCOMB AVG. DAILY C.F.S.	NORTH CREEK AVG. DAILY C.F.S.
Saturday 18	1,650.85	3.68	12 AM - Mid	1,150	2,960	7,250
Sunday 19	1,650.67	3.65	12 AM - Mid	1,108	2,130	5,980
Monday 20	1,650.41	3.60	12 AM - Mid	525	1,660	4,540
Tuesday 21	1,650.31	3.58	12 AM - Mid	333	1,210	3,110
Wednesday 22	1,650.32	3.58	12 AM - Mid	330	854	2,290
Thursday 23	1,650.25	3.56	12 AM - Mid	123	653	1,950
Friday 24	1,650.31	3.58	12 AM - Mid	156	529	1,410
Saturday 25	1,650.34	3.58	12 AM - Mid	395	444	1,540

CHANGE IN STORAGE DURING THE WEEK	-0.10	* INIDAN RIVER NEAR INDIAN LAKE
-----------------------------------	-------	---------------------------------

ELEVATIONS AND CAPACITIES ON THIS DATE FOR THE PAST TEN YEARS

NO.	YEAR	ELEV.	CAPACITY	NO.	YEAR	ELEV.	CAPACITY
1	2022	1,651.23	3.77	6	2023	1,649.61	3.43
2	2019	1,650.95	3.71	7	2020	1,649.41	3.40
3	2024	1,650.64	3.64	8	2017	1,649.15	3.35
4	2026	1,650.34	3.58	9	2021	1,648.36	3.20
5	2025	1,650.03	3.52	10	2018	1,644.84	2.59

CAPACITY AT SPILLWAY CREST (EL 1651.01) 3.7 B.C.F.

Datum: NAVD 88

 CHIEF ENGINEER

STATE OF NEW YORK
HUDSON RIVER-BLACK RIVER REGULATING DISTRICT
STILLWATER RESERVOIR OPERATION
FOR WEEK ENDING: April 4, 2026

DATE	STILLWATER RESERVOIR			BEAVER RIVER		BLACK RIVER
	WATER SURFACE ELEV. 12 A.M.	AVAIL. STORAGE B.C.F.	PERIODS OF RELEASE	STILLWATER RELEASE AVG. DAILY C.F.S.	CROGHAN AVG. DAILY FLOW C.F.S.	WATERTOWN AVG. DAILY FLOW C.F.S.
Saturday 28	1,673.18	3.23	12 AM -Mid	50	628	7,330
Sunday 29	1,673.41	3.28	12 AM -Mid	50	418	7,690
Monday 30	1,673.60	3.33	12 AM -Mid	50	365	7,570
Tuesday 31	1,673.77	3.36	12 AM -Mid	50	798	8,110
Wednesday 1	1,674.51	3.54	12 AM -Mid	50	2,250	12,600
Thursday 2	1,675.67	3.82	12 AM -Mid	50	2,190	21,300
Friday 3	1,676.23	3.97	12 AM -Mid	313	1,190	26,300
Saturday 4	1,676.61	4.06	12 AM -Mid	500	1,000	22,500

CHANGE IN STORAGE DURING THE WEEK	0.83
-----------------------------------	------

ELEVATIONS AND CAPACITIES ON THIS DATE FOR THE PAST TEN YEARS

NO.	YEAR	ELEV.	CAPACITY	NO.	YEAR	ELEV.	CAPACITY
1	2026	1,676.61	4.06	6	2018	1,672.64	3.11
2	2022	1,674.58	3.56	7	2021	1,671.16	2.79
3	2025	1,674.51	3.54	8	2020	1,669.49	2.47
4	2017	1,673.23	3.24	9	2023	1,667.72	2.17
5	2024	1,672.76	3.14	10	2019	1,665.16	1.75

CAPACITY AT SPILLWAY CREST (EL 1677.19) 4.213 B.C.F.
CAPACITY AT LOW FLOW LINE (EL 1650.69) 0.10 B.C.F.

Datum: NAVD 88

CHIEF ENGINEER

STATE OF NEW YORK
HUDSON RIVER-BLACK RIVER REGULATING DISTRICT
STILLWATER RESERVOIR OPERATION
FOR WEEK ENDING: April 11, 2026

DATE	STILLWATER RESERVOIR			BEAVER RIVER		BLACK RIVER
	WATER SURFACE ELEV. 12 A.M.	AVAIL. STORAGE B.C.F.	PERIODS OF RELEASE	STILLWATER RELEASE AVG. DAILY C.F.S.	CROGHAN AVG. DAILY FLOW C.F.S.	WATERTOWN AVG. DAILY FLOW C.F.S.
Saturday 4	1,676.61	4.06	12 AM -Mid	500	1,000	22,500
Sunday 5	1,677.07	4.18	12 AM -Mid	500	1,380	18,300
Monday 6	1,677.52	4.30	12 AM -Mid	500	1,580	17,200
Tuesday 7	1,677.89	4.39	12 AM -Mid	500	1,350	15,700
Wednesday 8	1,678.10	4.45	12 AM -Mid	558	1,110	13,500
Thursday 9	1,678.21	4.48	12 AM -Mid	600	1,040	11,400
Friday 10	1,678.28	4.50	12 AM -Mid	600	953	9,720
Saturday 11	1,678.37	4.52	12 AM -Mid	600	1,050	8,600

CHANGE IN STORAGE DURING THE WEEK	0.46
-----------------------------------	------

ELEVATIONS AND CAPACITIES ON THIS DATE FOR THE PAST TEN YEARS

NO.	YEAR	ELEV.	CAPACITY	NO.	YEAR	ELEV.	CAPACITY
1	2026	1,678.37	4.52	6	2024	1,673.29	3.25
2	2022	1,676.29	3.98	7	2021	1,672.38	3.05
3	2025	1,676.28	3.98	8	2023	1,672.20	3.01
4	2017	1,675.77	3.85	9	2020	1,670.52	2.66
5	2018	1,673.48	3.30	10	2019	1,667.15	2.08

CAPACITY AT SPILLWAY CREST (EL 1677.19) 4.213 B.C.F.
CAPACITY AT LOW FLOW LINE (EL 1650.69) 0.10 B.C.F.

Datum: NAVD 88

CHIEF ENGINEER

STATE OF NEW YORK
HUDSON RIVER-BLACK RIVER REGULATING DISTRICT
STILLWATER RESERVOIR OPERATION
FOR WEEK ENDING: April 18, 2026

DATE	STILLWATER RESERVOIR			BEAVER RIVER		BLACK RIVER
	WATER SURFACE ELEV. 12 A.M.	AVAIL. STORAGE B.C.F.	PERIODS OF RELEASE	STILLWATER RELEASE AVG. DAILY C.F.S.	CROGHAN AVG. DAILY FLOW C.F.S.	WATERTOWN AVG. DAILY FLOW C.F.S.
Saturday 11	1,678.37	4.52	12 AM -Mid	600	1,050	8,600
Sunday 12	1,678.45	4.55	12 AM -Mid	600	1,050	7,770
Monday 13	1,678.52	4.56	12 AM -Mid	600	1,060	7,150
Tuesday 14	1,678.57	4.58	12 AM -Mid	600	1,170	7,260
Wednesday 15	1,678.77	4.63	12 AM -Mid	600	1,500	8,410
Thursday 16	1,679.03	4.70	12 AM -Mid	600	1,670	9,000
Friday 17	1,679.29	4.77	12 AM -Mid	850	1,710	9,630
Saturday 18	1,679.50	4.83	12 AM -Mid	1,000	1,720	9,680

CHANGE IN STORAGE DURING THE WEEK	0.31
-----------------------------------	------

ELEVATIONS AND CAPACITIES ON THIS DATE FOR THE PAST TEN YEARS

NO.	YEAR	ELEV.	CAPACITY	NO.	YEAR	ELEV.	CAPACITY
1	2026	1,679.50	4.83	6	2018	1,674.58	3.56
2	2022	1,677.35	4.25	7	2023	1,674.30	3.49
3	2017	1,677.18	4.21	8	2021	1,673.70	3.35
4	2025	1,676.90	4.14	9	2020	1,672.13	3.00
5	2024	1,674.69	3.58	10	2019	1,671.54	2.87

CAPACITY AT SPILLWAY CREST (EL 1677.19) 4.213 B.C.F.
CAPACITY AT LOW FLOW LINE (EL 1650.69) 0.10 B.C.F.

Datum: NAVD 88

CHIEF ENGINEER

STATE OF NEW YORK
HUDSON RIVER-BLACK RIVER REGULATING DISTRICT
STILLWATER RESERVOIR OPERATION
FOR WEEK ENDING: April 25, 2026

DATE	STILLWATER RESERVOIR			BEAVER RIVER		BLACK RIVER
	WATER SURFACE ELEV. 12 A.M.	AVAIL. STORAGE B.C.F.	PERIODS OF RELEASE	STILLWATER RELEASE AVG. DAILY C.F.S.	CROGHAN AVG. DAILY FLOW C.F.S.	WATERTOWN AVG. DAILY FLOW C.F.S.
Saturday 18	1,679.50	4.83	12 AM -Mid	1,000	1,720	9,680
Sunday 19	1,679.52	4.84	12 AM -Mid	1,000	1,880	9,970
Monday 20	1,679.55	4.84	12 AM -Mid	1,000	1,900	10,400
Tuesday 21	1,679.52	4.84	12 AM -Mid	1,000	1,680	9,940
Wednesday 22	1,679.46	4.82	12 AM -Mid	1,000	1,480	9,130
Thursday 23	1,679.34	4.79	12 AM -Mid	1,000	1,400	8,050
Friday 24	1,679.18	4.74	12 AM -Mid	1,000	1,360	6,960
Saturday 25	1,679.00	4.69	12 AM -Mid	1,000	1,340	5,970

CHANGE IN STORAGE DURING THE WEEK -0.14

ELEVATIONS AND CAPACITIES ON THIS DATE FOR THE PAST TEN YEARS

NO.	YEAR	ELEV.	CAPACITY	NO.	YEAR	ELEV.	CAPACITY
1	2026	1,679.00	4.69	6	2019	1,675.22	3.71
2	2022	1,678.61	4.59	7	2018	1,675.14	3.69
3	2017	1,677.66	4.33	8	2024	1,675.03	3.66
4	2025	1,677.37	4.26	9	2021	1,674.50	3.54
5	2023	1,675.55	3.79	10	2020	1,672.80	3.14

CAPACITY AT SPILLWAY CREST (EL 1677.19) 4.213 B.C.F.
CAPACITY AT LOW FLOW LINE (EL 1650.69) 0.10 B.C.F.

Datum: NAVD 88

CHIEF ENGINEER

STATE OF NEW YORK
HUDSON RIVER-BLACK RIVER REGULATING DISTRICT
FULTON CHAIN RESERVOIR OPERATION

FOR WEEK ENDING: **April 4, 2026**

DATE	OLD FORGE RESERVOIR			SIXTH LAKE RESERVOIR		
	WATER SURFACE ELEV. 12 A.M.	AVAIL. STORAGE B.C.F.	RELEASE AVG. DAILY C.F.S.	WATER SURFACE ELEV. 12 A.M.	AVAIL. STORAGE B.C.F.	RELEASE AVG. DAILY C.F.S.
Saturday 28	1,704.67	0.617	22	1,782.12	0.180	54
Sunday 29	1,704.76	0.629	22	1,782.16	0.181	54
Monday 30	1,704.84	0.638	22	1,782.15	0.181	54
Tuesday 31	1,704.90	0.647	23	1,782.15	0.181	54
Wednesday 1	1,705.32	0.701	172	1,782.75	0.200	112
Thursday 2	1,705.55	0.730	301	1,783.25	0.215	156
Friday 3	1,705.53	0.728	297	1,783.31	0.217	157
Saturday 4	1,705.50	0.725	296	1,783.39	0.220	158
CHANGE IN STORAGE		0.108			0.039	

ELEVATIONS AND CAPACITIES ON THIS DATE FOR THE PAST FIVE YEARS

OLD FORGE RESERVOIR				SIXTH LAKE RESERVOIR			
NO.	YEAR	ELEV.	CAPACITY	NO.	YEAR	ELEV.	CAPACITY
1	2026	1,705.50	0.725	1	2026	1,783.39	0.220
2	2025	1,705.31	0.699	2	2025	1,783.37	0.219
3	2022	1,705.23	0.690	3	2022	1,783.10	0.211
4	2024	1,704.60	0.607	4	2024	1,781.99	0.176
5	2023	1,703.95	0.524	5	2023	1,781.46	0.160

OLD FORGE CAPACITY AT SPILLWAY CREST (EL 1706.99) 0.924 B.C.F.
SIXTH LAKE CAPACITY AT SPILLWAY CREST (EL 1785.83) 0.297 B.C.F.

Datum: NAVD 88

CHIEF ENGINEER

STATE OF NEW YORK
HUDSON RIVER-BLACK RIVER REGULATING DISTRICT
FULTON CHAIN RESERVOIR OPERATION
FOR WEEK ENDING: **April 11, 2026**

DATE	OLD FORGE RESERVOIR			SIXTH LAKE RESERVOIR		
	WATER SURFACE ELEV. 12 A.M.	AVAIL. STORAGE B.C.F.	RELEASE AVG. DAILY C.F.S.	WATER SURFACE ELEV. 12 A.M.	AVAIL. STORAGE B.C.F.	RELEASE AVG. DAILY C.F.S.
Saturday 4	1,705.50	0.725	296	1,783.39	0.220	158
Sunday 5	1,705.60	0.738	295	1,783.43	0.221	158
Monday 6	1,705.51	0.727	293	1,783.44	0.221	158
Tuesday 7	1,705.50	0.725	291	1,783.44	0.221	157
Wednesday 8	1,705.42	0.715	166	1,783.37	0.219	92
Thursday 9	1,705.42	0.715	4	1,783.39	0.220	4
Friday 10	1,705.45	0.719	4	1,783.49	0.223	4
Saturday 11	1,705.54	0.729	4	1,783.59	0.226	4
CHANGE IN STORAGE		0.004			0.006	

ELEVATIONS AND CAPACITIES ON THIS DATE FOR THE PAST FIVE YEARS

OLD FORGE RESERVOIR				SIXTH LAKE RESERVOIR			
NO.	YEAR	ELEV.	CAPACITY	NO.	YEAR	ELEV.	CAPACITY
1	2026	1,705.54	0.729	1	2025	1,783.71	0.229
2	2024	1,705.54	0.729	2	2026	1,783.59	0.226
3	2025	1,705.28	0.695	3	2022	1,783.56	0.225
4	2022	1,705.23	0.690	4	2023	1,782.70	0.198
5	2023	1,704.37	0.577	5	2024	1,782.44	0.190

OLD FORGE CAPACITY AT SPILLWAY CREST (EL 1706.99) 0.924 B.C.F.
SIXTH LAKE CAPACITY AT SPILLWAY CREST (EL 1785.83) 0.297 B.C.F.

Datum: NAVD 88

CHIEF ENGINEER

STATE OF NEW YORK
HUDSON RIVER-BLACK RIVER REGULATING DISTRICT
FULTON CHAIN RESERVOIR OPERATION

FOR WEEK ENDING: **April 18, 2026**

DATE	OLD FORGE RESERVOIR			SIXTH LAKE RESERVOIR		
	WATER SURFACE ELEV. 12 A.M.	AVAIL. STORAGE B.C.F.	RELEASE AVG. DAILY C.F.S.	WATER SURFACE ELEV. 12 A.M.	AVAIL. STORAGE B.C.F.	RELEASE AVG. DAILY C.F.S.
Saturday 11	1,705.54	0.729	4	1,783.59	0.226	4
Sunday 12	1,705.61	0.738	4	1,783.69	0.229	5
Monday 13	1,705.66	0.746	4	1,783.78	0.232	5
Tuesday 14	1,705.72	0.754	4	1,783.87	0.234	5
Wednesday 15	1,705.82	0.766	4	1,783.98	0.238	5
Thursday 16	1,705.93	0.781	4	1,783.93	0.236	5
Friday 17	1,706.09	0.801	57	1,784.15	0.243	10
Saturday 18	1,706.20	0.817	96	1,784.44	0.252	13
CHANGE IN STORAGE		0.088			0.027	

ELEVATIONS AND CAPACITIES ON THIS DATE FOR THE PAST FIVE YEARS

OLD FORGE RESERVOIR				SIXTH LAKE RESERVOIR			
NO.	YEAR	ELEV.	CAPACITY	NO.	YEAR	ELEV.	CAPACITY
1	2026	1,706.20	0.817	1	2024	1,784.60	0.257
2	2024	1,706.13	0.806	2	2026	1,784.44	0.252
3	2022	1,705.54	0.730	3	2025	1,784.04	0.240
4	2025	1,705.51	0.727	4	2022	1,783.44	0.221
5	2023	1,704.81	0.634	5	2023	1,782.23	0.183

OLD FORGE CAPACITY AT SPILLWAY CREST (EL 1706.99) 0.924 B.C.F.
SIXTH LAKE CAPACITY AT SPILLWAY CREST (EL 1785.83) 0.297 B.C.F.

Datum: NAVD 88

CHIEF ENGINEER

STATE OF NEW YORK
 HUDSON RIVER-BLACK RIVER REGULATING DISTRICT
FULTON CHAIN RESERVOIR OPERATION
 FOR WEEK ENDING: April 25, 2026

DATE	OLD FORGE RESERVOIR			SIXTH LAKE RESERVOIR		
	WATER SURFACE ELEV. 12 A.M.	AVAIL. STORAGE B.C.F.	RELEASE AVG. DAILY C.F.S.	WATER SURFACE ELEV. 12 A.M.	AVAIL. STORAGE B.C.F.	RELEASE AVG. DAILY C.F.S.
Saturday 18	1,706.20	0.817	96	1,784.44	0.252	13
Sunday 19	1,706.22	0.820	96	1,784.58	0.257	13
Monday 20	1,706.27	0.825	96	1,784.74	0.262	13
Tuesday 21	1,706.29	0.828	96	1,784.83	0.265	13
Wednesday 22	1,706.28	0.826	42	1,784.90	0.267	8
Thursday 23	1,706.31	0.830	4	1,784.97	0.269	5
Friday 24	1,706.35	0.836	4	1,785.01	0.270	5
Saturday 25	1,706.40	0.845	4	1,785.05	0.272	5
CHANGE IN STORAGE		0.028			0.019	

ELEVATIONS AND CAPACITIES ON THIS DATE FOR THE PAST FIVE YEARS

OLD FORGE RESERVOIR				SIXTH LAKE RESERVOIR			
NO.	YEAR	ELEV.	CAPACITY	NO.	YEAR	ELEV.	CAPACITY
1	2026	1,706.40	0.845	1	2024	1,785.10	0.273
2	2024	1,706.34	0.835	2	2026	1,785.05	0.272
3	2022	1,706.28	0.826	3	2025	1,784.63	0.258
4	2025	1,705.95	0.784	4	2022	1,784.55	0.256
5	2023	1,705.41	0.714	5	2023	1,783.75	0.231

OLD FORGE CAPACITY AT SPILLWAY CREST (EL 1706.99) 0.924 B.C.F.
 SIXTH LAKE CAPACITY AT SPILLWAY CREST (EL 1785.83) 0.297 B.C.F.

Datum: NAVD 88

 CHIEF ENGINEER

**Hudson River Area
Report of the Operations Manager
Sacandaga Field Office at Great Sacandaga Lake
May Board Meeting 2026**

Activity report for March & April 2026

SFO

- Cleaned offices and conference room weekly.
- Performed maintenance on vehicles and equipment.
- Performed snow removal from the driveway, parking lots and sidewalks.
- Processed wooden stakes and sign boards for the permit department.
- Built a divider on the front counter.
- Finished building an office in the basement.
- Launched the workboat.
- Started groundwork for a new equipment garage.
- Started erosion prevention work.
- Installed the docks and boats.

Indian Lake

- Performed snow removal from driveway.
- Daily gate operation to accommodate contractor in-water construction activities.
- Read and reported piezometer data.
- Measured and recorded daily meteorological and hydraulic data.

Conklingville Dam

- Read and reported piezometer data including spillway and toe observations daily.
- Performed maintenance on vehicles and equipment.
- Performed a monthly Dow valve test. (3 valves at 20%)
- Performed snow removal from the driveway, access road and parking lot.
- Separated (opened) the log boom to allow Brookfield Renewable Power access to EJ West intake structure.

Respectfully,

Matthew Ginter

Operations Manager

**Black River Area
Report of the Superintendent
Black River Field Office at the Stillwater Reservoir (BRFO)
March – April 2026**

- Road maintenance, plowing
- Vehicle/equipment maintenance
- Daily monitoring of Piezometers, flashboards
- Working with National Grid on temporary power at SL
- Made repairs to the dock at BRFO
- Began storage of snow removal equipment
- Weir sample analysis
- Snow surveys
- Installed soffits/fascia on pole barn
- Communication with engineering staff on Hawkinsville monitoring
- Repaired snow break on garage roof
- Finished wiring pole barn
- Ordered siding/garage doors for pole barn
- Worked on dusk/dawn lighting at SW Dam
- Removal of downed trees to the north embankment
- Removed information sign at OF Dam
- SW staff gauges and Stevens recorder moved to 1988 NAVD (corrected)
- Monitoring continues: piezometers, weirs, profile surveys, seepage sites.
- Misc. gate changes at Stillwater, O.F. & S.L.
- Daily readings Stillwater, O.F. & S.L.

Indian Lake Dam Rehabilitation - Construction Progress Report



**Indian River Lake Dam Rehabilitation Project (State ID#169-0758)
Construction Progress Report**

Report No: 30

Period: 03/14/26 through 04/14/26

Date: April 14, 2026

Prepared for: Donald E. Canestrari, John Smith
Bureau of Flood Protection and Dam Safety, Division of Water

Prepared by: Colliers Engineering & Design

On behalf of the Hudson River Black River Regulating District (HRBRRD), Colliers Engineering & Design (CED) has prepared this letter in accordance with the requirements of the Dam Safety Permit – Condition 9 – Construction Reports.

Contractor’s Progress Schedule, including revisions:

- The most recent construction schedule was submitted dated February 10, 2026. No updated Project Schedule has been submitted since then.
- Class G Tremie Concrete is scheduled to be placed in the vertical wall on west side of gatehouse on Thursday 4/30/2026. Approximately 16 cubic yards.
- Install Sluice Gates.

Summary of major work completed during period:

- SWPPP reports. – SWPPP Inspections conducted weekly, and reports located in binder onsite.
- Gatehouse –
 - Stripped formwork completed for Panels P7, P8, P9, P10 and P11. Installed concrete steel reinforcement for slab on the west side of gatehouse.
 - Installed formwork for slab on the west side of gatehouse.
 - Concrete placement for slab on the west side of gatehouse.
 - Completed installation of concrete steel reinforcement for vertical wall on west side of gatehouse by bulkhead gate.
 - Completed reinforcing steel rebar for the vertical wall on west side of gatehouse.
 - Continuing formwork for vertical wall on west side of gatehouse.
 - Divers completed a video inspection of the East Gate and reinforcing steel rebar for the vertical wall on west side of gatehouse on 4-13-2026.

Summary of observations made by the on-site representative:

- Daily reports can be provided upon request.

Summary of observations made by the construction engineer during his site inspection:

- Rebar Slab & Wall West Side of Gatehouse (20 Mar – 25 Mar)
- Pour Slab & Wall West Side of Gatehouse (26 Mar – 1 Apr)
- Strip Slab & Wall West Side of Gatehouse (2 Apr – 8 Apr)
 - Completed reinforcing steel rebar for the vertical wall on west side of gatehouse.
 - Continuing formwork for vertical wall on west side of gatehouse.
 - Divers completed a video inspection of the East Gate and reinforcing steel rebar for the vertical wall on west side of gatehouse on 4-13-2026.



- East Gate and vertical wall rebar on west side of gatehouse Dive Videos were performed on 4-13-2026



- Continue fabricating steel H beams for shoring to stabilize the Gatehouse from the inside when the water is drained out



- Continue fabricating steel H beams for shoring to stabilize the Gatehouse from the inside when the water is drained out



- Photo shows: Continuing formwork for vertical wall on west side of gatehouse.



- Photo shows Filling annular spaces in the formwork for vertical wall on west side of gatehouse.



- Photo shows: Continuing formwork for vertical wall on west side of gatehouse.

Summary of work planned for the next two (2) weeks:

- Continuing formwork for vertical wall on west side of gatehouse.
- Class G Tremie Concrete is scheduled to be placed in the vertical wall on west side of gatehouse on Thursday 4/30/2026. Approximately 16 cubic yards
- Install Sluice Gates.



Construction reports will continue to be generated and filed throughout the duration of construction. Please do not hesitate to contact us at (315) 705-3894 should you have any questions or require additional information.

Sincerely,

Daniel J. Gildea

Daniel Gildea, PMP
Colliers Engineering and Design
Sr. Project Manager
Attachments: Construction Schedule

Old Forge Dam and Sixth Lake Dam Rehabilitation - Construction Progress Report



FIELD INSPECTION REPORT

Client: HRBRRD
Project: Old Forge Dam and Sixth Lake Dam-Rehabilitation

Date: 4/15/2026

Daily Report #: 0010

Weather: Overcast with rain
Temperature: High: 51 °F Low: 45°F

Contractor	Name	Position/Title	Number of Personnel	Hours (24 Hr Time)
Tioga	Ron Olmstead	Superintendent	1	0700 - 1600
Tioga	Rick	Crew	1	0700 - 1600
Tioga	Jason	Crew	1	0700 - 1600
Concrete Coring and Breaking	Jason Wieczorek	Crew	1	0730 - 1545
Concrete Coring and Breaking	Walter Fortunato	Crew	1	0730 - 1545

Equipment	No.	Hours
Shovel	1	0700 – 1600
Generator	1	0730 – 1500
480 V Hilti Core Drill	2	0800-1400
Various 4-in dia. core barrel lengths and extension rods	1	0800-1400
Sump pump and garden hoses	1	0800-1545
Hydraulic chain saw	1	1400-1545

Note: N/A

Meetings/Visitors:

Town of Webb Supervisor

General Description of Work Performed:

Tioga arrived at the Old Forge Dam at approximately 7:00 AM. The crew unlocked the entrance gate and began general setup and housekeeping prior to arrival of their subcontractor (Concrete Coring and Breaking). Tioga began setting up a temporary sedimentation basin for containing and filtering collected core cuttings. Tioga conducted a walkthrough of the site before beginning installation of silt fence along the south side of the dam.

At approximately 7:30 AM, the crew from Concrete Coring and Breaking arrived at the Old Forge Dam site and began setup. At 0855 Concrete Coring and Breaking began coring at both anchor locations. Tioga provided supplemental cutting water management at the toe of the dam to keep cuttings from entering water. Between 0905 and 1045 work continued through heavy



FIELD INSPECTION REPORT

rain. Continual observations for thunder and lightning. The north core location is designated as AH-1, and the south location AH-2

At 1230 Tioga began installation of orange fencing along east boundary of work area.

CCB noted that in north core, core advanced rapidly with change in color of cuttings from gray to green, accompanied by significant sand at approx. 9.6 ft. Core partially firmed up below 10 ft, but not as firm as concrete above 9 ft.

By 1345 cores have been recovered each anchor location. Both locations cored to 12 feet below top of concrete. South location had approximately 10.9 ft recovery and north location had approximately 9.6 ft recovery. Unable to recover additional material from coring locations. Tioga set a plug in the top of each core hole and CCB used a hydraulic chainsaw to cut the anchor seat in the concrete.

Concrete Coring and Breaking left site at 1545. Tioga secured site and departed 1600.

Description of Tests/Inspections Performed:

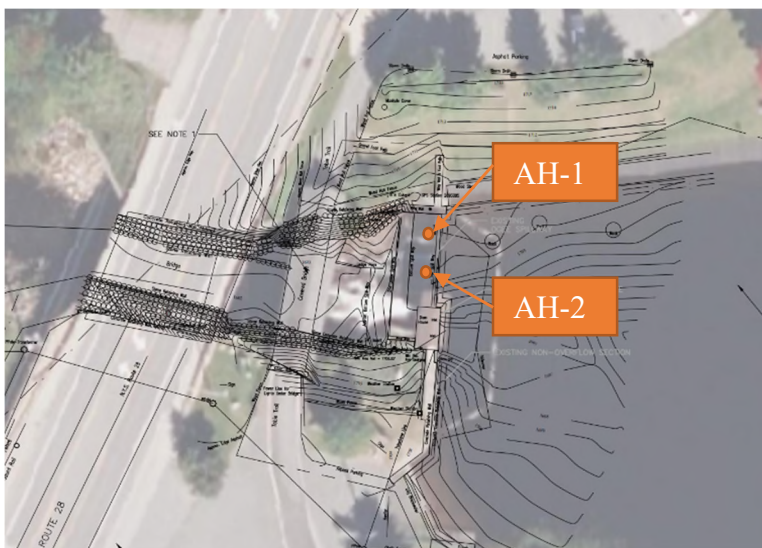
None.

Materials Received:

None

General Observations/Comments:

Follow up water level readings on 4/16: south location depth to water 26 inches. North location 6 inches.



AH-1 Coring Notes:

Anchor location AH-1 is located at the north side of the spillway. It is located approximately 9.2 ft from the north end of the spillway at the training wall and approximately 3 ft from the upstream face of the dam at an elevation of approximately 1705.1 (based on crest elevation of 1705.8). The core was advanced to 12 ft, however on 9.6 ft was recovered. Depth was measured before the anchor pocket was cut into the spillway and references the original concrete surface. Based on the observation of the recirculation fluid and drill rate, the bedrock interface is at approximately 9.9 ft from the top of concrete, as measured from the spillway concrete before cutting the anchor pockets. Washout of the interface from the clearing water doesn't allow an accurate determination of the interface, however the exposed aggregate at the end of the core and then notable cemented sand seams in the concrete above the end of the core indicates possible poor mixing of the concrete placed on the interface which resulted in a poor bond to the bedrock. A second zone of poor concrete mixing was noted at approximately 8-ft. Above 7.25 ft the concert aggregate is has a wide range of gradation from approximately 1/8-inch to approximately 2-inch in maximum dimension with varying color and subrounded to rounded shape. Below 7.25 ft, the concrete aggregate becomes larger and is angular to subangular in shape and has aggregate ranging from 1/4-inch to approximately 3-inches in maximum dimension.

Coring rate was generally uniform, however due to the needs to allow for cooling of the bit and flushing of the hole, coring rate varied widely. On average, a 15 minute per foot coring rate was estimated. At the 9.6 ft seam, the rate increased to approximately 0.5 minutes per foot until the 9.9 ft when it slowed to approximately 8 minutes per foot.

The AH-1 anchor pocket was cut into the spillway concrete using a hydraulic chain saw. CCB cut a 14-inch by 14-inch anchor pocket to ensure that some additional space was available to adjust the anchor bearing plate. The bearing surface was measured at approximately elevation



FIELD INSPECTION REPORT

1704.4 (based on spillway crest). The bearing surface was used as the reference location to take the water level readings.

AH-2 Coring Notes:

Anchor location AH-2 is located at the south side of the spillway. It is located approximately 8.9 ft from the south end of the spillway at the outlet structure and approximately 3 ft from the upstream face of the dam at an elevation of approximately 1705.0 (based on crest elevation of 1705.8). The core was advanced to 12 ft, however on 10.9 ft was recovered. Depth was measured before the anchor pocket was cut into the spillway and references the original concrete surface. Based on the observation of the end of the recovered concrete core, the bedrock interface is at approximately 10.9 ft from the top of concrete, as measured from the spillway concrete before cutting the anchor pockets. The bottom of the core indicates that the concrete was possibly lightly bonded to the bedrock interface. There appears to be a ¼-inch to 1/16-inch layer of cement between the bottom of the aggregate in the concrete and the bottom of the core. The material appears to be well mixed, and the interface doesn't appear stained or weathered, suggesting that it was not exposed to water leakage along the interface. A poorly mixed zone was noted at approximately 7.9 ft, with black staining noted in the interface, suggesting water migration along the joint. Above 7.25 ft the concert aggregate is has a wide range of gradation from approximately 1/8-inch to approximately 2-inch in maximum dimension with varying color and subrounded to rounded shape. Below 7.25 ft, the concrete aggregate becomes larger and is angular to subangular in shape and has aggregate ranging from ¼-inch to approximately 3-inches in maximum dimension.

Coring rate was generally uniform, however due to the needs to allow for cooling of the bit and flushing of the hole, coring rate varied widely. On average, a 15 minute per foot coring rate was estimated.

The AH-2 anchor pocket was cut into the spillway concrete using a hydraulic chain saw. CCB cut a 14-inch by 14-inch anchor pocket to ensure that some additional space was available to adjust the anchor bearing plate. The bearing surface was measured at approximately elevation 1704.3 (based on spillway crest). The bearing surface was used as the reference location to take the water level readings.

Photographs:

Old Forge Dam (downstream side) before coring setup.



Old Forge Dam (downstream side) before coring setup.



Orange fence installed along east side of work area.



Coring setup at south anchor location.



Coring setup at north location.



Completed anchor pocket at south location.



Concrete removed from anchor pocket.



Completed sediment basin.



Recovered concrete cores (0-in to 16-in)



Recovered concrete cores (16-in to 31-in)



Recovered concrete cores (31-in to 48-in)



Recovered concrete cores (48-in to 64-in)



Recovered concrete cores (64-in to 80-in)



Recovered concrete cores (80-in to 96-in)



Recovered concrete cores (96-in to 112-in)



Recovered concrete cores (112-in to 128-in)



Recovered concrete cores (128-in to 131-in)



North core 8-ft to 8.25 ft seam.



South core joint at 7.9 ft



North core sand seam.



Inspector: Eric Lanzarotta, PE
Signature: *Eric Lanzarotta, PE*

**RESOLUTION SCHEDULING DATE, TIME AND LOCATION OF THE
JUNE 9, 2026 REGULAR BOARD MEETING**

BE IT RESOLVED, that the next regular meeting of the Board of the Hudson River-Black River Regulating District will be held on Tuesday, June 9, 2026, at a location in the Black River Area to be determined at 10:00 A.M.

Approved as to form:

Robert P. Leslie
General Counsel

Motion was made by Mr./Mrs. _____ and seconded by Mr./Mrs. _____ that the Resolution be approved.

Present and Voting:

<u>MEMBER</u>	<u>AYE</u>	<u>NOE</u>	<u>ABSTAIN</u>
Mr. Finkle	_____	_____	_____
Mr. Candido	_____	_____	_____
Mr. Hayes	_____	_____	_____
Mr. De Witt	_____	_____	_____
Mr. Bird	_____	_____	_____
Mr. Reagan	_____	_____	_____
Mrs. Allen	_____	_____	_____